

# **City of Los Angeles**

## **Office of Finance**



## **Investment Report**

### **January 31, 2023**

**Diana Mangioglou**  
**Director of Finance/City Treasurer**

**Tom Juarez**  
**Chief Investment Officer**

200 N. Spring Street  
Room 220, City Hall  
Los Angeles, CA 90012  
(213) 978-1774

**Diana Mangioglu**  
DIRECTOR OF FINANCE  
CITY TREASURER

# CITY OF LOS ANGELES

CALIFORNIA

OFFICE OF FINANCE  
200 N. SPRING ST.  
ROOM 220 -- CITY HALL  
---  
(213)978-1774



KAREN R. BASS  
MAYOR

March 2, 2023

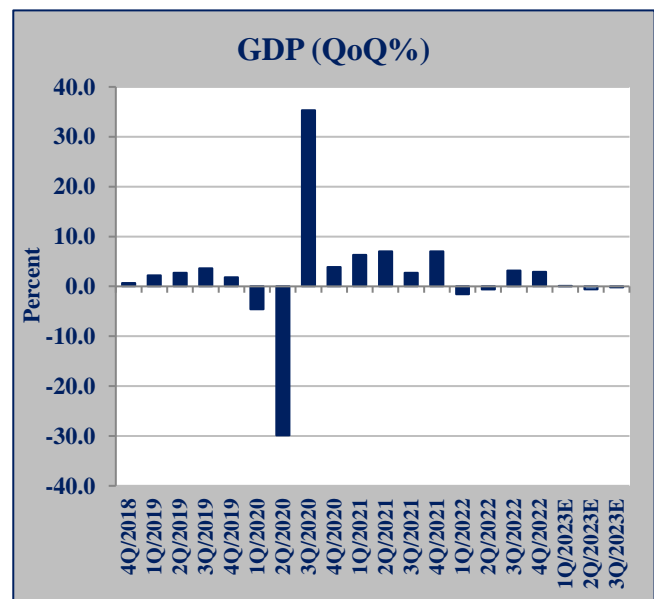
The Honorable Members of City Council of the City of Los Angeles  
c/o Office of the City Clerk  
City Hall, Room 395

Dear Honorable Members:

This is the Investment Report for the month ending January 31, 2023. It is provided to ensure the City Council is informed of the Department's activities. It satisfies the recommended reporting requirements of the City of Los Angeles Administrative Code, Chapter 5.1, Article 1, Section 20.90, which addresses the City Council's request for monthly financial information.

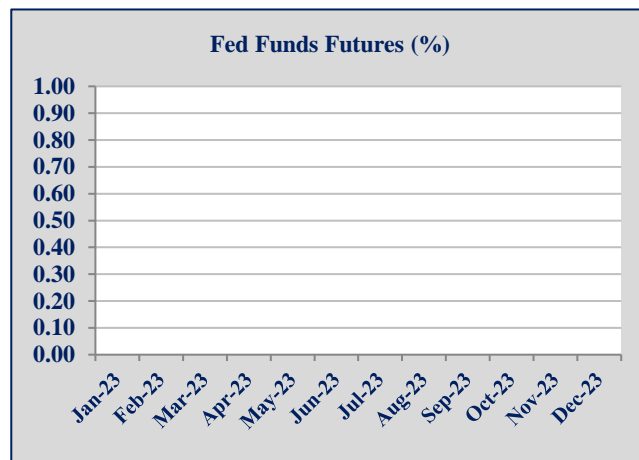
## **ECONOMIC ENVIRONMENT**<sup>1</sup>

The U.S. economy (as measured by the Gross Domestic Product-GDP) increased 2.9% on an annualized basis for the fourth quarter of 2022. The current anticipated growth rate for all of 2022 is 2.1%, which is 0.2% higher than last month's 2022 full-year forecast. The U.S. unemployment rate for January 2023 was 3.4%. The Consumer Price Index (CPI) increased 6.4% for the twelve months ending January 2023. Prices were up in large part due to energy, services, shelter, and a significant increase in food costs. U.S. consumer spending, as measured by Retail Sales, increased 6.4% over the past twelve months.



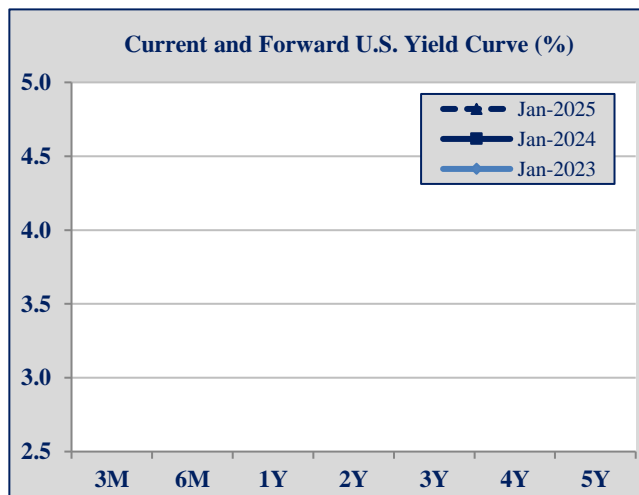
<sup>1</sup> Sources: Bloomberg Finance L.P.

The Federal Reserve raised the Fed Funds rate within the 4.25% and 4.50% range at its December 14, 2022 meeting. The Committee stated, "Recent indicators point to modest growth in spending and production. Job gains have been robust in recent months, and the unemployment rate has remained low. Inflation remains elevated, reflecting supply and demand imbalances related to the pandemic, higher food and energy prices, and broader price pressures."



### **CURRENT AND FORWARD INTEREST RATES**

The current U.S. Treasury yield curve is an inverted curve, giving longer term investors less yield than shorter term investors. This typically occurs when investors expect lower inflation and/or growth with a longer term time horizon. Forward yield curves, which are based upon the current rates, indicate lower short-term and long-term rates in the future.



### **COMPLIANCE**

Investment transactions were executed in accordance with the California State Government Code and the City's Investment Policy. The City Treasurer believes the General Pool contains sufficient cash flow liquidity to meet the next six months of expected expenditures.

### **REVIEW AND MONITORING**

FHN Financial Main Street Advisors, the City's investment advisor, currently monitors the Department's investment activities.

## **GENERAL POOL CHARACTERISTICS**

The Office of Finance invests in a variety of fixed income securities in accordance with current policy and guidelines. The following table summarizes the key characteristics of the City's investment portfolios as of January 31, 2023.

Portfolio Funds	Amount of Funds at Market Value	Effective Yield	Average Weighted Maturity	Average Credit Rating
Core Portfolio	\$4,934,007,771	3.73%	114 Days	AA+
Reserve Portfolio	\$6,748,569,753	1.96%	2.9 Years	AA+
Extended Reserve Portfolio	\$2,596,788,397	1.87%	6.9 Years	AA+
General Pool	\$14,279,365,920	2.55%	2.7 Years	AA+

## **INVESTMENT PERFORMANCE<sup>1</sup>**

### **Month-End Book Yield (Annualized)**

	Core	Reserve	Extended Reserve	General Pool
Month-End Book Yield	3.73%	1.96%	1.87%	2.55%
Benchmark	4.49%	1.99%	1.67%	2.79%
Variance	-0.76%	-0.03%	0.20%	-0.24%

### **Total Return (Not Annualized)**

	Core	Reserve	Extended Reserve	General Pool
Total Rate of Return	0.35%	1.11%	2.70%	1.14%
Benchmark Total Rate of Return	0.31%	1.09%	2.70%	1.12%
Variance	0.04%	0.02%	0.00%	0.02%

<sup>1</sup> Performance, as measured by total rate of return, is calculated according to Global Investment Performance Standards, which is published by the CFA Institute and is widely accepted as the source of industry standard performance metrics. Section 2.A.1 states that total return, including realized and unrealized gains and losses must be used. Figures may not total due to rounding.

The City measures investment returns on a book yield and a total return basis. Book yield is measured primarily for budgetary purposes, while total return is used primarily to measure risk. Investment performance calculated on a book yield basis is measured to custom benchmarks using industry-recognized benchmarks. Investment performance calculated on a total return basis is measured to established industry-recognized benchmarks. The tables on the previous page summarize the January 31, 2023 portfolio book yield and total rate of return for the City's General Pool.

Market prices are provided by the City's custodian. Additional investment information may be found on pages 6 through 38 of this report.

The objective of the Core Portfolio is to preserve capital, maintain liquidity, and earn income. The 3-month T-bill index is the most appropriate available index to use. The Core Portfolio does not mirror the investments in the total return index due to limited (Thursday) maturities, and the large daily cash flows of the City, which require the placement, and subsequent maturity of securities daily.

Respectfully,



Diana Mangioglou  
Director of Finance/City Treasurer

#### Attachments

cc: The Honorable Kenneth Mejia, City Controller  
Chris Thompson, Mayor's Chief of Staff, Office of the Mayor  
Jenny Delwood, Deputy Chief of Staff, Office of the Mayor  
Jeanne Holm, Deputy Mayor of Budget and Innovation, Office of the Mayor  
Matthew W. Szabo, City Administrative Officer  
Sharon Tso, Chief Legislative Analyst  
Investment Reports File  
Chronofile

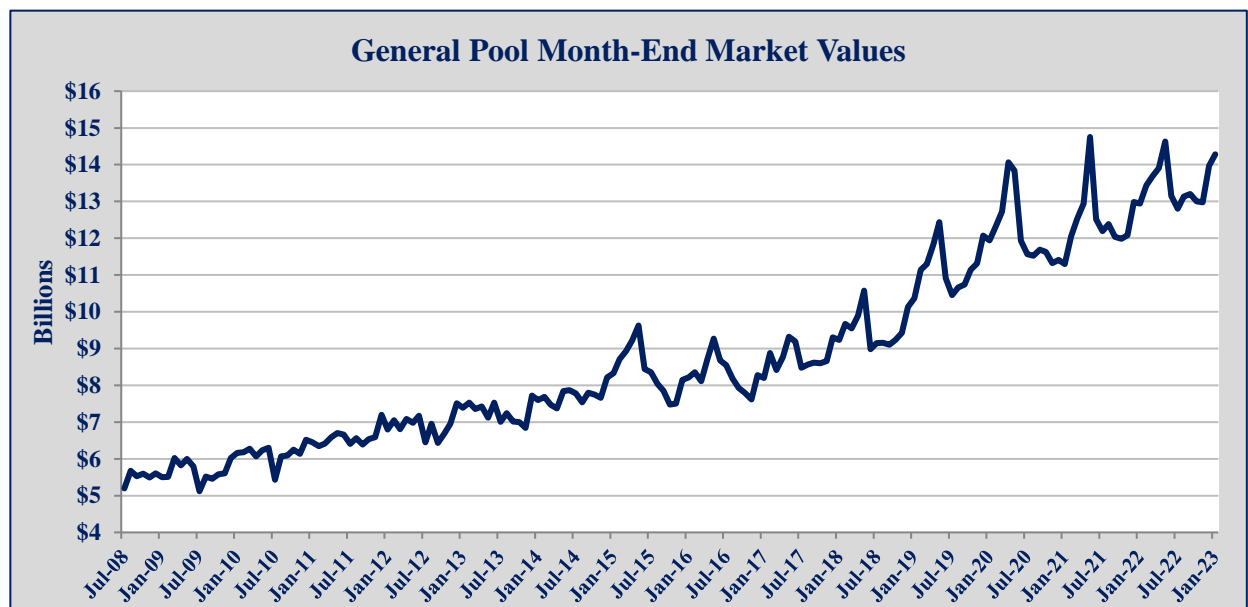
## GENERAL POOL ASSET HOLDINGS

January 31, 2023

Description	Par Value	Market Value	Percent of Total	Average Days	Weighted Years
Bank Deposits*	\$81,606,609	\$81,606,609	0.57%	0	0.0
Money Market Funds	\$30,045,484	\$30,045,484	0.21%	0	0.0
L.A.I.F. (State of California)	\$4,055,172	\$4,055,172	0.03%	0	0.0
Subtotal: Cash and Overnight Invest.	\$115,707,266	\$115,707,266	0.81%	0	0.0
Commercial Paper	\$1,613,133,000	\$1,599,253,697	11.20%	67	0.2
Negotiable Certificates of Deposit	\$202,000,000	\$201,617,650	1.41%	77	0.2
Corporate Notes	\$252,500,000	\$249,146,275	1.74%	185	0.5
U.S. Agencies/Munis/Supras	\$1,283,907,000	\$1,273,280,033	8.92%	76	0.2
U.S. Treasuries	\$1,515,000,000	\$1,495,002,850	10.47%	200	0.5
Subtotal: Pooled Investments:	\$4,866,540,000	\$4,818,300,505	33.74%	117	0.3
<b>Total Short-Term Core Portfolio:</b>	<b>\$4,982,247,266</b>	<b>\$4,934,007,771</b>	<b>34.55%</b>	<b>114</b>	<b>0.3</b>
Money Market Funds	\$520,360	\$520,360	0.00%	0	0.0
Commercial Paper	\$0	\$0	0.00%	0	0.0
Negotiable Certificates of Deposit	\$0	\$0	0.00%	0	0.0
Corporate Notes	\$1,508,500,000	\$1,442,197,569	10.10%	990	2.7
Asset-Backed Securities	\$337,185,374	\$327,181,054	2.29%	1,326	3.6
U.S. Agencies/Munis/Supras	\$603,700,000	\$558,232,557	3.91%	1,320	3.6
U.S. Treasuries	\$7,550,000,000	\$7,017,226,610	49.14%	1,568	4.3
<b>Total Long-Term Reserve Portfolios:</b>	<b>\$9,999,905,734</b>	<b>\$9,345,358,150</b>	<b>65.45%</b>	<b>1,455</b>	<b>4.0</b>
<b>Total Cash and Pooled Investments:</b>	<b>\$14,982,153,000</b>	<b>\$14,279,365,920</b>	<b>100.00%</b>	<b>992</b>	<b>2.7</b>

\*Collected Balance for Wells Fargo and JPMorgan Chase Active Accounts.

Figures may not total due to rounding.



## GENERAL POOL LIQUIDITY SCHEDULE

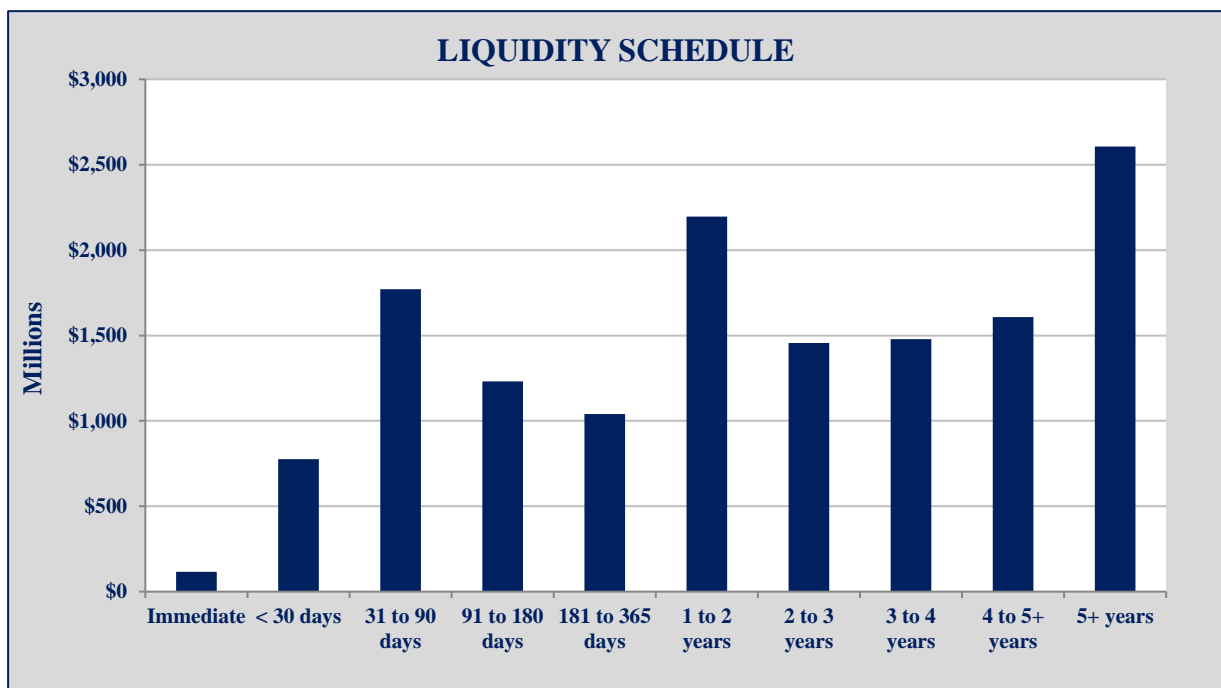
January 31, 2023

	Availability	Market Value	Cumulative	Cumulative Percent of Total Investments
<u>Description</u>				
L.A.I.F. (State of California)	Immediate	\$4,055,172	\$4,055,172	0.03%
Money Market Funds	Immediate	\$30,565,844	\$34,621,016	0.24%
Bank Deposits*	Immediate	\$81,606,609	\$116,227,626	0.81%
Subtotal		\$116,227,626		
Pooled Investments Maturing:				
	< 30 days**	\$775,573,603	\$891,801,229	6.25%
	31 to 90 days	\$1,771,395,569	\$2,663,196,797	18.65%
	91 to 180 days	\$1,230,463,008	\$3,893,659,806	27.27%
	181 to 365 days	\$1,040,868,325	\$4,934,528,131	34.56%
	1 to 2 years	\$2,195,828,509	\$7,130,356,639	49.93%
	2 to 3 years	\$1,455,301,500	\$8,585,658,139	60.13%
	3 to 4 years	\$1,478,436,210	\$10,064,094,349	70.48%
	4 to 5 years	\$1,608,459,475	\$11,672,553,824	81.74%
	5+ years	\$2,606,812,096	\$14,279,365,920	100.00%
<b>Total Cash and Pooled Investments</b>		<b>\$14,279,365,920</b>		

\*Collected Balance for Wells Fargo and JPMorgan Chase Active Accounts.

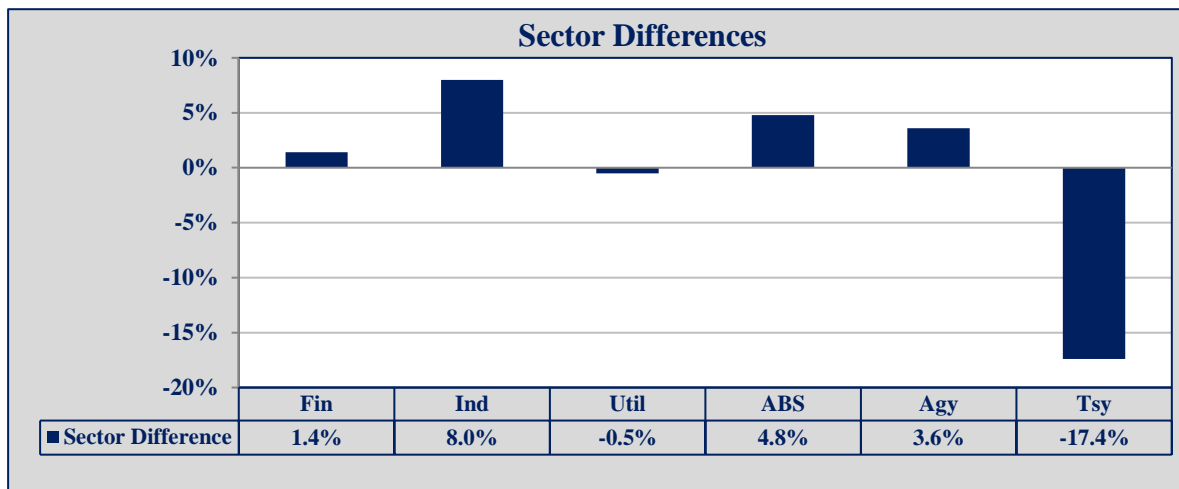
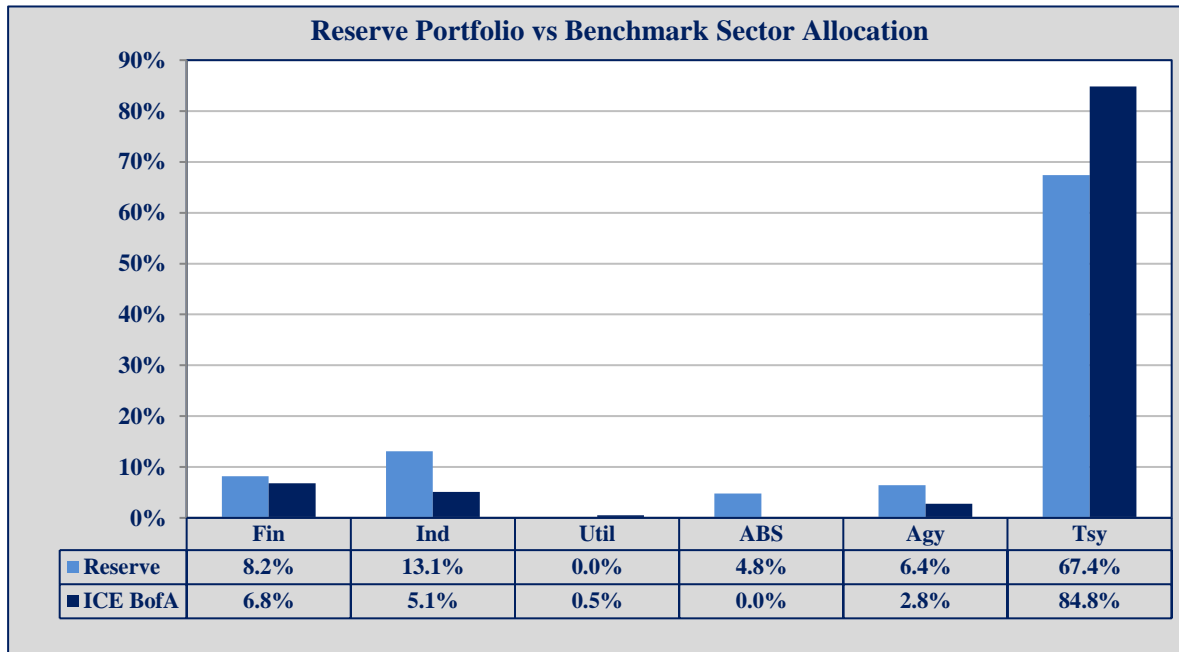
\*\*Excludes Immediately Available Funds.

Figures may not total due to rounding.



## RESERVE PORTFOLIO SECTOR ALLOCATION

January 31, 2023



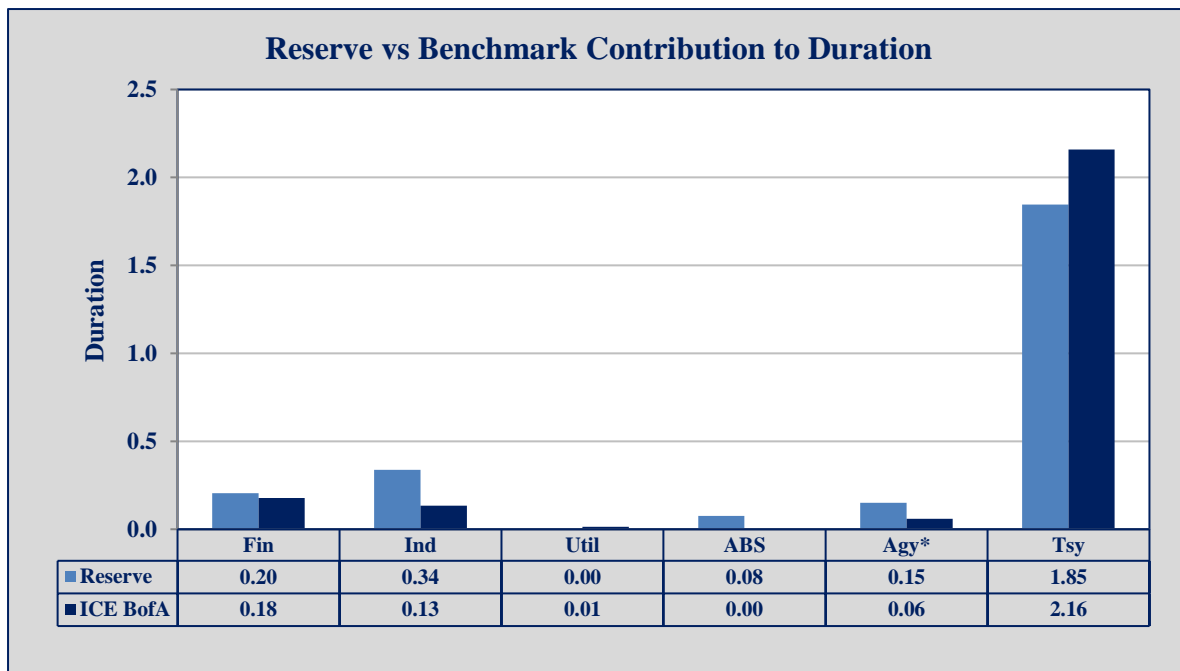
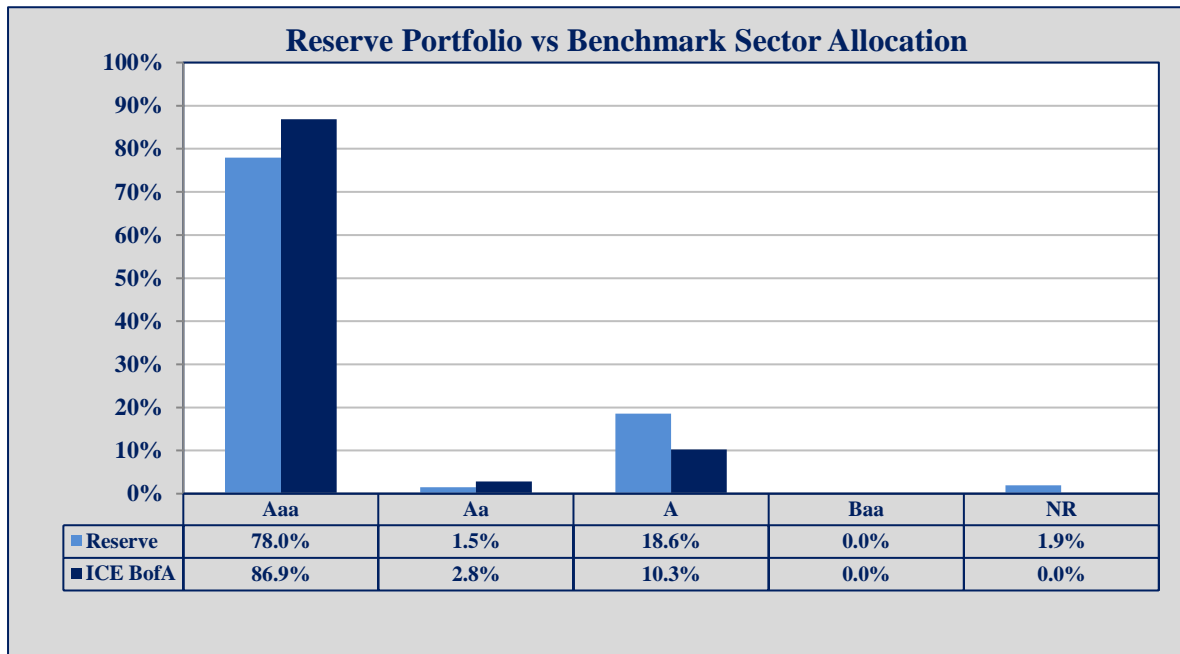
Sector Allocation Chart - Highlights the portfolio differences versus the benchmark with respect to the percentage of assets in each sector.

Fin – Financial Services  
 Ind – Industrial  
 Util – Utilities  
 ABS – Asset Backed Securities  
 Agy – Government Agencies, Municipalities, and Supranationals  
 Tsy – Treasury Notes and Bonds  
 ICE BofA - ICE BofA Indices



## RESERVE CREDIT RATINGS and DURATION

January 31, 2023



\*Includes Government Agencies, Municipalities, and Supranationals

Credit Ratings Chart – Highlights the portfolio differences versus the benchmark with respect to percentage of assets in each of the Moody's Credit Ratings allocations. Figures may not total due to rounding.

Contribution to Duration Chart – Highlights the portfolio differences versus the benchmark based on the contribution to the overall portfolio duration. This measure explains the sensitivity of each sector to changes in interest rates.

## BOOK YIELD PERFORMANCE

January 31, 2023

	1 Month	3 Months	FYTD	1 Year	3 Years	5 Years
<b>Core Portfolio</b>	3.73%	3.46%	2.93%	2.18%	1.14%	1.47%
<b>60 Day CP/30 Day Agy Benchmark*</b>	4.49%	4.27%	1.50%	2.32%	0.93%	1.40%
<b>Variance</b>	-0.75%	-0.81%	1.43%	-0.14%	0.22%	0.07%

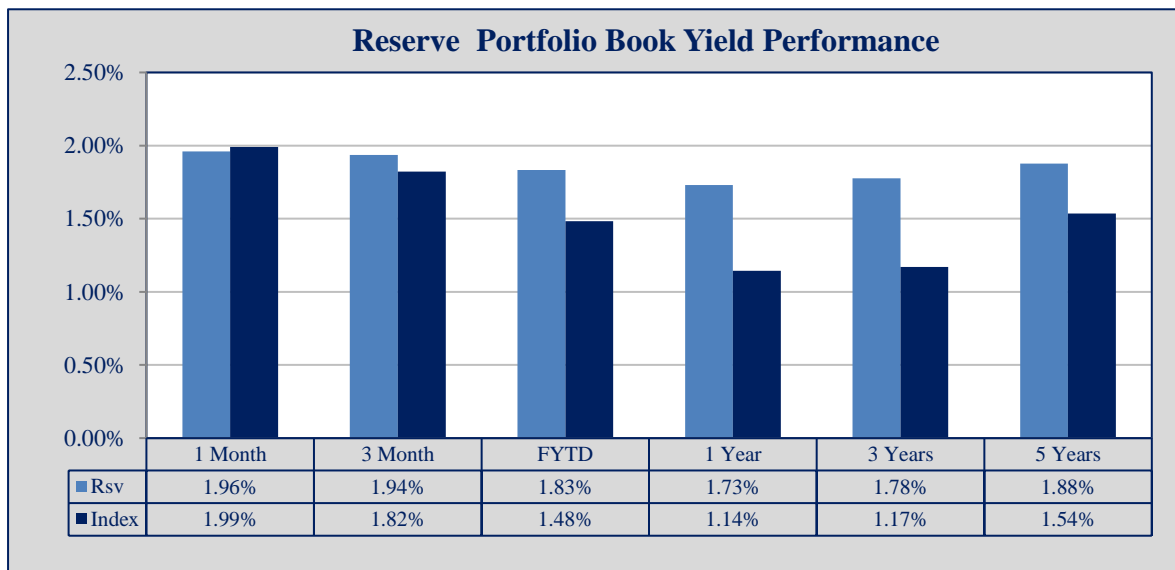
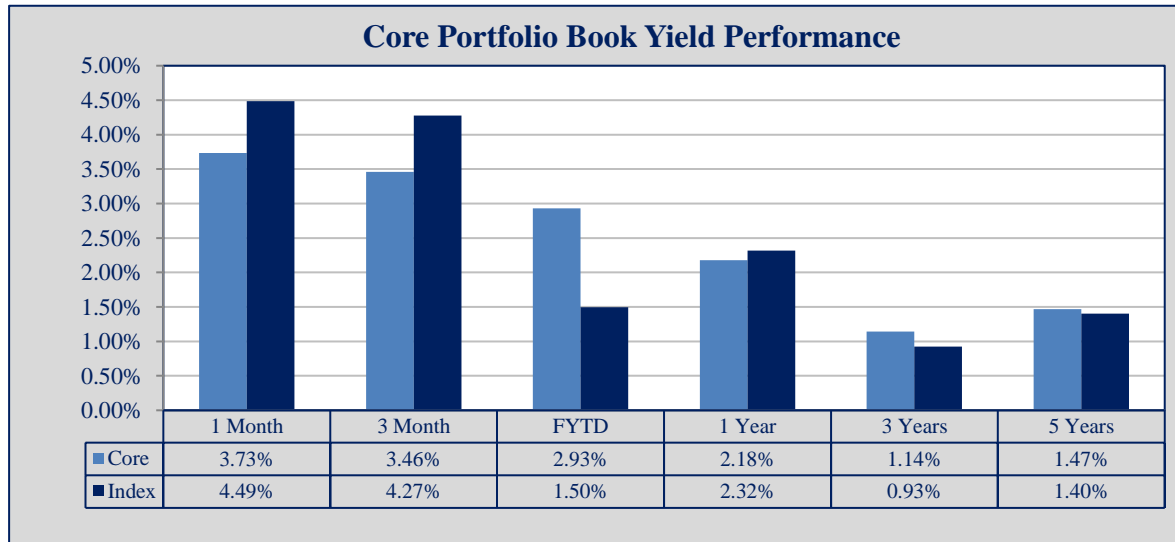
	1 Month	3 Months	FYTD	1 Year	3 Years	5 Years
<b>Reserve Portfolio</b>	1.96%	1.94%	1.83%	1.73%	1.78%	1.88%
<b>1-5 Year Govt/Corp Index**</b>	1.99%	1.82%	1.48%	1.14%	1.17%	1.54%
<b>Variance</b>	-0.03%	0.11%	0.35%	0.59%	0.61%	0.34%

All yields are annualized. Figures may not total due to rounding.

\*Monthly Benchmark is measured using a 30 day moving average of customized Bloomberg Indices.

\*\*Monthly Benchmark is measuring using a 24 Month Moving Average of ICE BofA Indices.

**Note:** All yields greater than 1 month are the average yields for the respective time period.



## BOOK YIELD PERFORMANCE

January 31, 2023

	1 Month	3 Months	FYTD	1 Year	3 Years	5 Years
<b>Extended Reserve Portfolio</b>	1.87%	1.83%	1.67%	1.49%	1.16%	N/A
<b>5-10 Year US Treasury Index*</b>	1.67%	1.61%	1.48%	1.32%	0.96%	N/A
<b>Variance</b>	0.20%	0.21%	0.19%	0.17%	0.20%	N/A

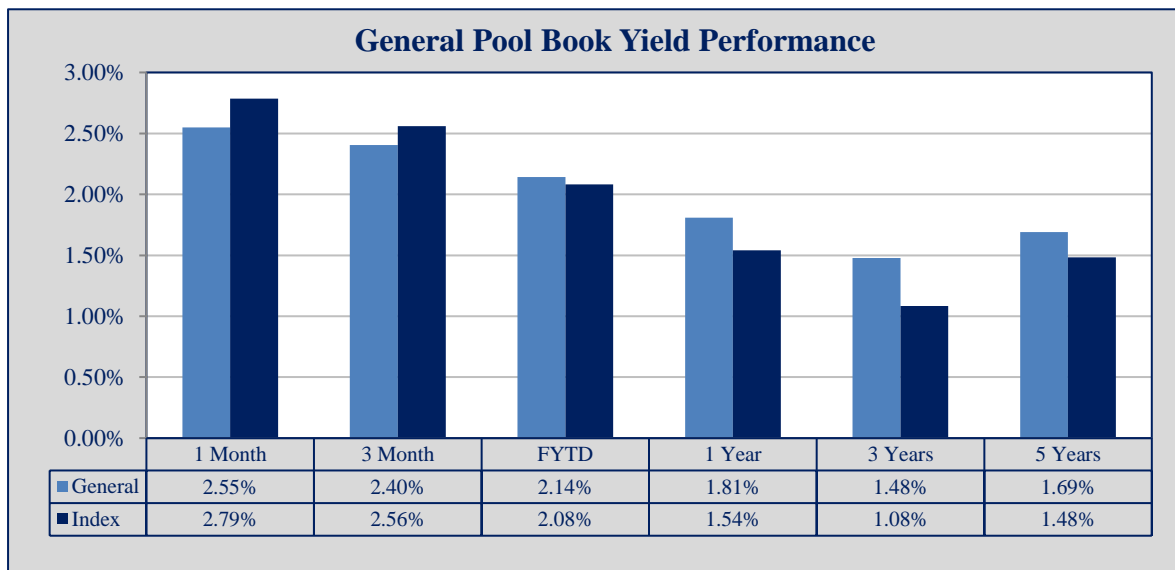
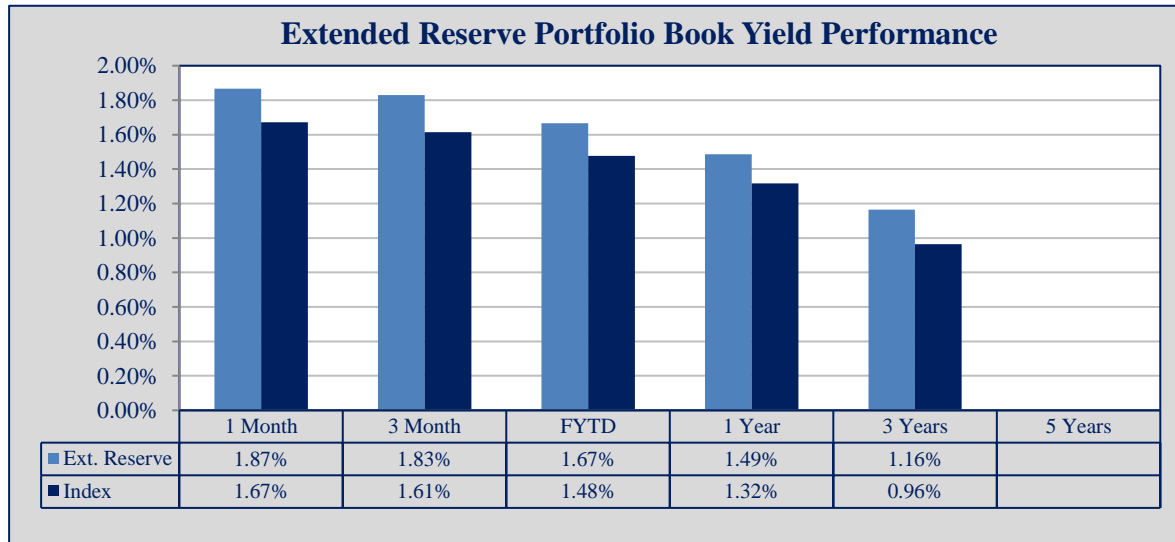
	1 Month	3 Months	FYTD	1 Year	3 Years	5 Years
<b>General Pool</b>	2.55%	2.40%	2.14%	1.81%	1.48%	1.69%
<b>Weighted Benchmark**</b>	2.79%	2.56%	2.08%	1.54%	1.08%	1.48%
<b>Variance</b>	-0.24%	-0.16%	0.06%	0.27%	0.39%	0.21%

All returns are annualized. Figures may not total due to rounding.

\*Monthly Benchmark is measuring using a 30 Month Moving Average of ICE BofA Indices.

\*\*The Weighted Benchmark uses the actual weight of the Core, Reserve, and Extended Reserve portfolio for the month.

**Note:** All yields greater than 1 month are the average yields for the respective time period.



## TOTAL RETURN PERFORMANCE

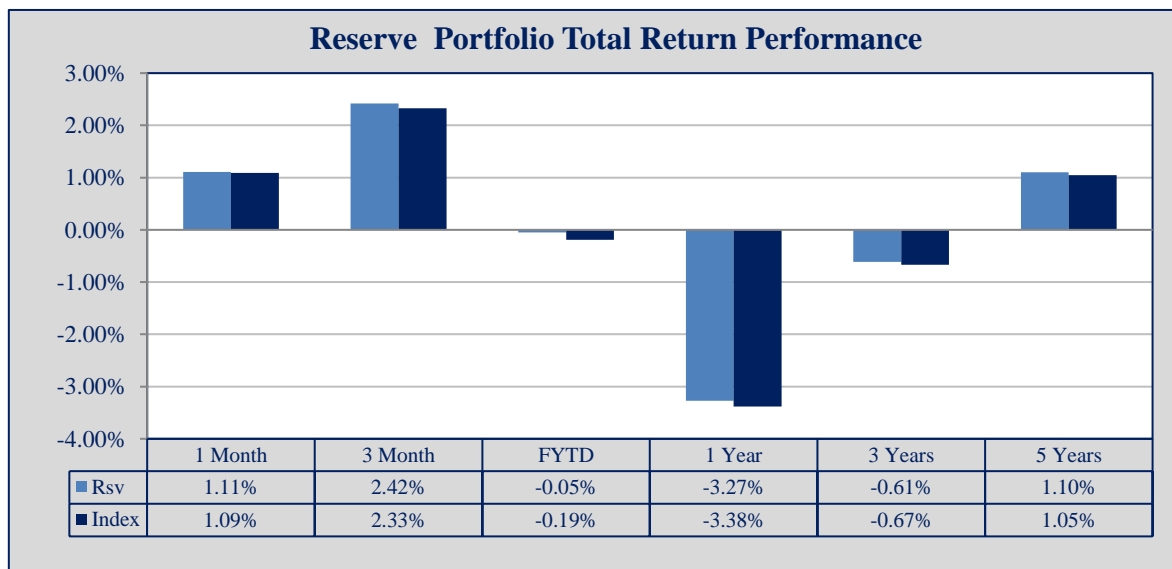
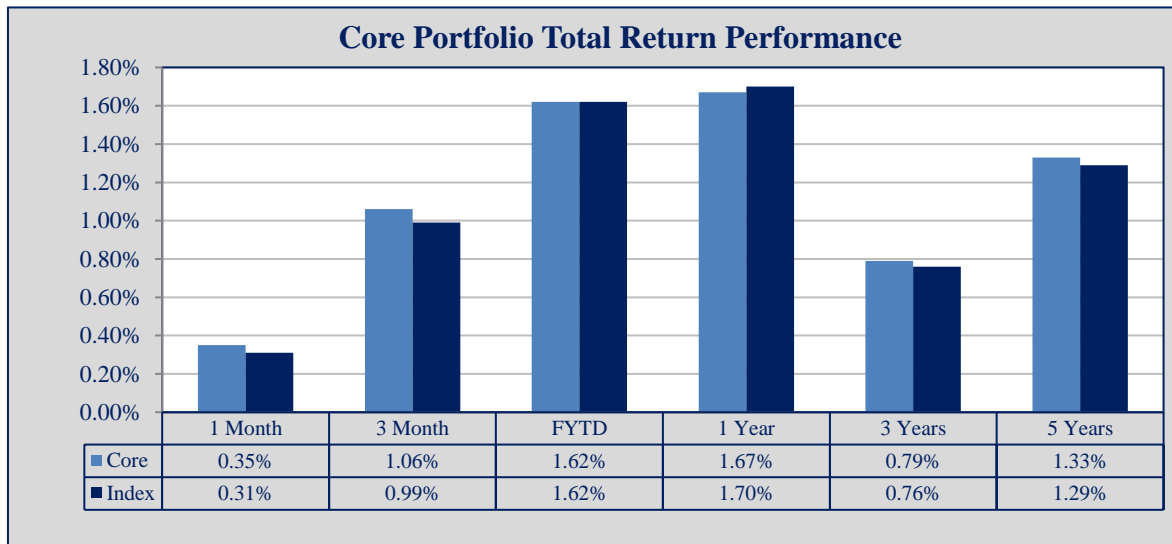
January 31, 2023

	1 Month	3 Months	FYTD	1 Year	3 Years	5 Years
<b>Core Portfolio</b>	0.35%	1.06%	1.62%	1.67%	0.79%	1.33%
<b>3 Month Treasury Bill Index*</b>	0.31%	0.99%	1.62%	1.70%	0.76%	1.29%
<b>Variance</b>	0.04%	0.07%	0.00%	-0.03%	0.03%	0.04%

	1 Month	3 Months	FYTD	1 Year	3 Years	5 Years
<b>Reserve Portfolio</b>	1.11%	2.42%	-0.05%	-3.27%	-0.61%	1.10%
<b>1-5 Year Govt/Corp Index*</b>	1.09%	2.33%	-0.19%	-3.38%	-0.67%	1.05%
<b>Variance</b>	0.02%	0.09%	0.14%	0.11%	0.06%	0.05%

1Y, 3Y, 5Y returns are annualized rates of return. Figures may not total due to rounding.

\*Performance is measured using ICE BofA Indices.



## TOTAL RETURN PERFORMANCE

January 31, 2023

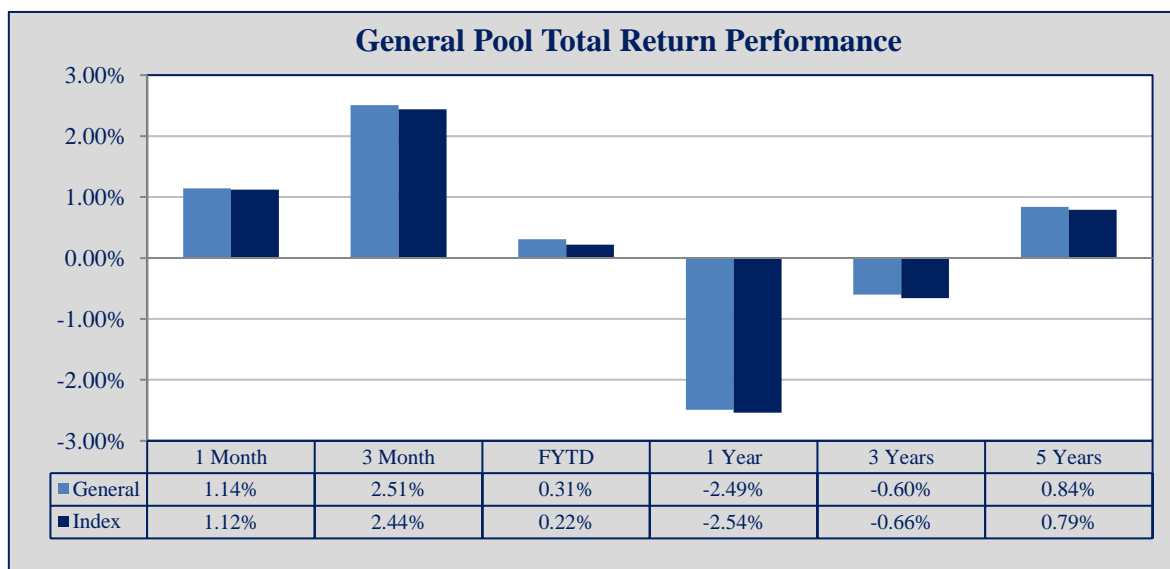
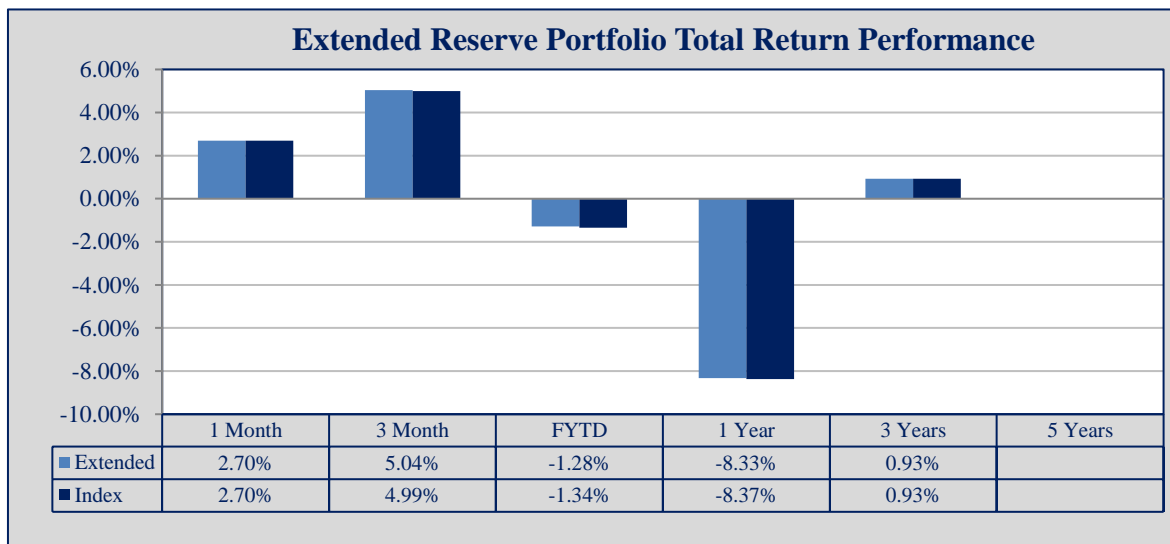
	1 Month	3 Months	FYTD	1 Year	3 Years	5 Years
<b>Extended Reserve Portfolio</b>	2.70%	5.04%	-1.28%	-8.33%	0.93%	N/A
<b>5-10 Year Treasury Index*</b>	2.70%	4.99%	-1.34%	-8.37%	0.93%	N/A
<b>Variance</b>	0.00%	0.05%	0.06%	0.04%	0.00%	N/A

	1 Month	3 Months	FYTD	1 Year	3 Years	5 Years
<b>General Pool</b>	1.14%	2.51%	0.31%	-2.49%	-0.60%	0.84%
<b>General Portfolio Weighted Index**</b>	1.12%	2.44%	0.22%	-2.54%	-0.66%	0.79%
<b>Variance</b>	0.02%	0.07%	0.09%	0.05%	0.06%	0.05%

1Y, 3Y, 5Y returns are annualized rates of return. Figures may not total due to rounding.

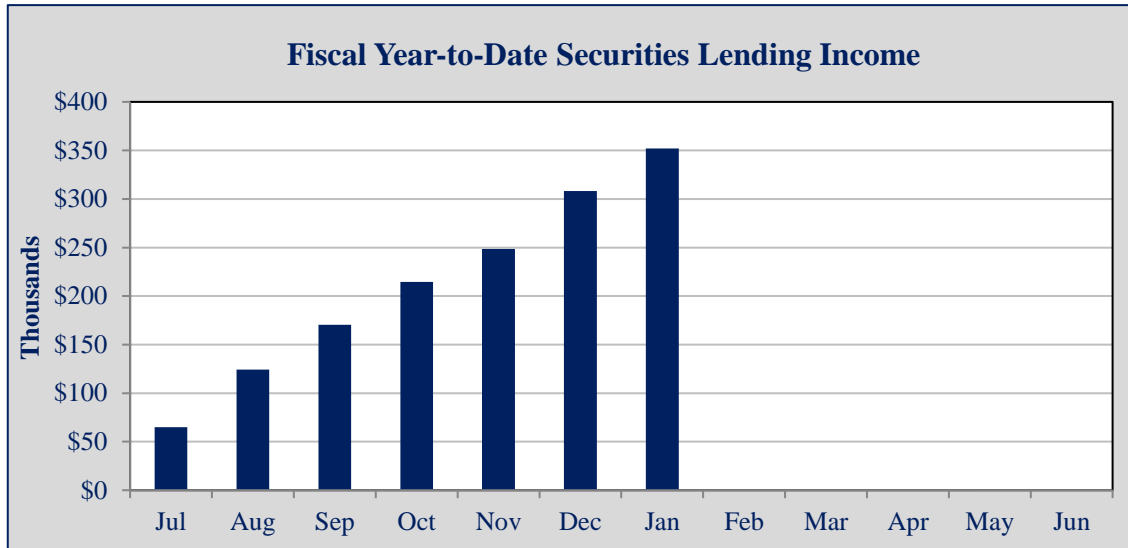
\*Performance is measured using ice BofA Indices

\*\*Performance is measured using BofA Indices taking into account Core, Reserve, and Extended Reserve Monthly Weightings



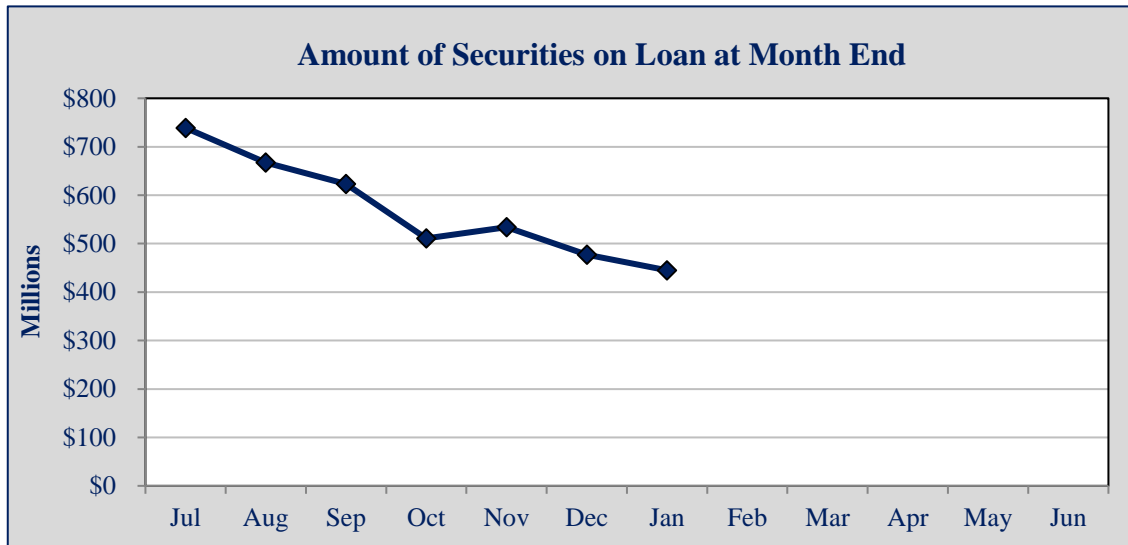
## SECURITIES LENDING INFORMATION

January 31, 2023



	Jul	Aug	Sep	Oct	Nov	Dec	Jan	Feb	Mar	Apr	May	Jun
<b>Monthly*</b>	\$65	\$59	\$46	\$44	\$34	\$60	\$44					
<b>FYTD*</b>	\$65	\$124	\$170	\$215	\$248	\$308	\$352					

\*Amounts in Thousands



	Jul	Aug	Sep	Oct	Nov	Dec	Jan	Feb	Mar	Apr	May	Jun
<b>Monthly*</b>	\$739	\$667	\$623	\$511	\$534	\$477	\$445					

\*Amounts in Millions

Bank of New York Mellon is the securities lending agent for the City. Figures may not total due to rounding.

**Portfolio: Core 9218-1**

**Date: 1/31/23**

Issuer	Coupon	Maturity	Type	S&P	Moody's	CUSIP	Par Value	Original Cost	MV w/o Accrued*	Accr Income	Yld Mat
Wells Fargo Bank		2/1/2023	Bank				5,000,000	5,000,000	5,000,000		
JPMorgan Chase Bank		2/1/2023	Bank				76,606,609	76,606,609	76,606,609		
Bk of New York Mellon - Sweep	4.190	2/1/2023	MMF	AAAm	Aaa-mf		400,714	400,714	400,714	68,172	4.248
Treasury Plus Money Market	4.110	2/1/2023	MMF	AAAm	Aaa-mf	94975H312	9,820,392	9,820,392	9,820,392	178,697	4.110
Federated Hermes Treas Oblig	4.201	2/1/2023	MMF	AAAm	Aaa-mf	60934N500	19,824,379	19,824,379	19,824,379	98,130	4.201
LAIF	2.425	2/1/2023	LAIF	NR	NR	SYS34208	1,013,589	1,013,589	1,013,589	2,083	2.425
LAIF	2.425	2/1/2023	LAIF	NR	NR	SYS50078	1,014,208	1,014,208	1,014,208	2,085	2.425
LAIF	2.425	2/1/2023	LAIF	NR	NR	SYS50080	1,013,929	1,013,929	1,013,929	2,084	2.425
LAIF	2.425	2/1/2023	LAIF	NR	NR	SYS50081	1,013,446	1,013,446	1,013,446	2,083	2.425
Adobe	1.700	2/1/2023	Corp	A+	A2	00724PAA7	5,000,000	4,997,712	5,000,000	42,500	1.746
FNMA DN	0.000	2/1/2023	Agy	A-1+	P-1	313588BH7	250,000,000	248,805,556	250,000,000	0	4.132
FNMA DN	0.000	2/2/2023	Agy	A-1+	P-1	313588BJ3	38,500,000	38,464,494	38,495,380	0	4.270
PACCAR	1.900	2/7/2023	Corp	A+	A1	69371RQ41	15,000,000	14,999,783	14,994,150	137,750	1.901
FHLB DN	0.000	2/8/2023	Agy	A-1+	P-1	313384BQ1	78,470,000	78,012,258	78,401,731	0	4.343
FNMA DN	0.000	2/8/2023	Agy	A-1+	P-1	313588BQ7	45,000,000	44,743,750	44,960,850	0	4.239
Canadian Imperial Bank	3.430	2/8/2023	CD	A-1	P-1	13606KLX2	35,000,000	35,000,000	34,991,250	583,576	3.478
Landesbank Baden-Wurtt	0.000	2/9/2023	CP	NR	P-1	5148X1P98	35,081,000	34,930,590	35,041,560	0	4.553
Mizuho Bank	0.000	2/22/2023	CP	A-1	P-1	60689GPN0	50,000,000	49,100,063	49,862,072	0	3.626
FHLB DN	0.000	2/22/2023	Agy	A-1+	P-1	313384CE7	43,600,000	43,308,364	43,483,588	0	4.450
Landesbank Baden-Wurtt	0.000	2/23/2023	CP	NR	P-1	5148X1PP2	40,670,000	40,442,502	40,553,022	0	4.626
U.S. Treasury Note	2.625	2/28/2023	Tsy	AA+	Aaa	9128284A5	110,000,000	109,967,344	109,835,000	1,228,384	2.655
U.S. Treasury Note	2.625	2/28/2023	Tsy	AA+	Aaa	9128284A5	30,000,000	29,935,895	29,955,000	335,014	2.843
Mizuho Bank	0.000	3/1/2023	CP	A-1	P-1	60689GQ17	50,000,000	49,101,361	49,817,502	0	3.620
Siemens Capital	0.000	3/7/2023	CP	A-1+	P-1	82619UQ72	25,000,000	24,827,021	24,890,455	0	4.524
FHLB DN	0.000	3/7/2023	Agy	A-1+	P-1	313384CT4	19,993,000	19,828,608	19,906,830	0	4.447
Landesbank Baden-Wurtt	0.000	3/8/2023	CP	NR	P-1	5148X1Q89	120,000,000	119,033,600	119,458,320	0	4.695
Key Bank	1.250	3/10/2023	Corp	A-	A3	49327M2Z6	10,000,000	9,998,525	9,964,500	48,958	1.266
FNMA DN	0.000	3/14/2023	Agy	A-1+	P-1	313588DA0	55,001,000	54,642,118	54,714,995	0	4.501
Truist Financial	2.200	3/16/2023	Corp	A-	A3	05531FBJ1	20,000,000	19,995,948	19,939,200	165,000	2.221
Landesbank Baden-Wurtt	0.000	3/21/2023	CP	NR	P-1	5148X1QM8	45,087,000	44,778,605	44,808,572	0	4.720
Landesbank Baden-Wurtt	0.000	3/22/2023	CP	NR	P-1	5148X1QN6	175,000,000	172,960,667	173,896,770	0	4.743
Natl Securities Clearing	0.000	3/23/2023	CP	A-1+	P-1	63763QQP5	74,000,000	73,396,078	73,520,911	0	4.685
FHLB DN	0.000	3/30/2023	Agy	A-1+	P-1	313384DS5	50,000,000	49,556,250	49,639,000	0	4.667
U.S. Treasury Note	2.500	3/31/2023	Tsy	AA+	Aaa	9128284D9	85,000,000	84,934,222	84,706,750	723,901	2.579
Natl Securities Clearing	0.000	4/3/2023	CP	A-1+	P-1	63763QR33	60,000,000	58,753,333	59,524,150	0	4.197

\*MV w/o Accrued includes the Bank of New York Mellon accrued interest for treasury bills, discount notes, and commercial paper. Original Cost does not include accrued interest.

**Portfolio: Core 9218-1 (Cont.)**

Issuer	Coupon	Maturity	Type	S&P	Moody's	CUSIP	Par Value	Original Cost	MV w/o Accrued*	Accr Income	Yld Mat
Sumitomo Mitsui	0.000	4/3/2023	CP	A-1	P-1	86563HR36	170,000,000	167,706,511	168,660,541	0	4.866
FHLB DN	0.000	4/5/2023	Agy	A-1+	P-1	313384DY2	113,500,000	112,047,452	112,574,975	0	4.613
FHLB DN	0.000	4/5/2023	Agy	A-1+	P-1	313384DY2	51,650,000	51,147,345	51,229,053	0	4.723
Landesbank Baden-Wurtt	0.000	4/6/2023	CP	NR	P-1	5148X1R62	100,000,000	98,994,944	99,175,042	0	4.756
Sumitomo Mitsui	0.000	4/11/2023	CP	A-1	P-1	86563HRB8	122,268,000	120,627,571	121,171,527	0	4.793
FHLB DN	0.000	4/12/2023	Agy	A-1+	P-1	313384EF2	80,000,000	79,165,422	79,276,000	0	4.758
FHLB DN	0.000	4/18/2023	Agy	A-1+	P-1	313384EM7	42,225,000	41,776,219	41,810,351	0	4.733
Sumitomo Mitsui	0.000	4/19/2023	CP	A-1	P-1	86563HRK8	150,000,000	147,977,167	148,489,076	0	4.772
Bank of New York Mellon	3.500	4/28/2023	Corp	A	A1	06406RAG2	15,000,000	14,996,735	14,953,050	135,625	3.522
U.S. Treasury Note	2.750	4/30/2023	Tsy	AA+	Aaa	9128284L1	25,000,000	24,988,053	24,878,000	176,623	2.799
U.S. Treasury Note	2.750	4/30/2023	Tsy	AA+	Aaa	9128284L1	25,000,000	24,959,891	24,878,000	176,623	2.913
U.S. Treasury Note	2.750	4/30/2023	Tsy	AA+	Aaa	9128284L1	50,000,000	50,028,689	49,756,000	353,246	2.692
U.S. Treasury Note	2.750	4/30/2023	Tsy	AA+	Aaa	9128284L1	50,000,000	50,026,181	49,756,000	353,246	2.690
Philip Morris	1.125	5/1/2023	Corp	A-	A2	718172CQ0	10,000,000	9,989,764	9,904,400	28,125	1.237
Toronto Dominion	3.800	5/1/2023	CD	A-1+	P-1	89115BJE1	50,000,000	50,000,000	49,886,000	886,667	3.853
Sumitomo Mitsui	0.000	5/2/2023	CP	A-1	P-1	86563HS27	75,000,000	73,994,875	74,107,442	0	4.928
Toronto Dominion	3.820	5/3/2023	CD	A-1+	P-1	89115BHS2	67,000,000	67,000,000	66,845,900	1,208,606	3.873
Toronto Dominion	3.890	5/3/2023	CD	A-1+	P-1	89115BNW6	50,000,000	50,000,000	49,894,500	837,431	3.944
Sumitomo Mitsui	0.000	5/4/2023	CP	A-1	P-1	86563HS43	85,000,000	83,838,522	83,965,104	0	4.930
FHLB DN	0.000	5/12/2023	Agy	A-1+	P-1	313384FM6	76,259,000	75,265,208	75,266,870	0	4.838
Caterpillar	3.450	5/15/2023	Corp	A	A2	14913Q2L2	10,000,000	9,998,700	9,961,500	72,833	3.463
FHLB DN	0.000	5/17/2023	Agy	A-1+	P-1	313384FS3	160,000,000	157,592,400	157,816,000	0	4.832
Mizuho Bank	0.000	5/25/2023	CP	A-1	P-1	60689GSR8	50,000,000	49,171,875	49,250,134	0	4.986
U.S. Treasury Note	2.750	5/31/2023	Tsy	AA+	Aaa	9128284S6	85,000,000	85,050,469	84,439,000	404,567	2.689
U.S. Treasury Note	2.750	5/31/2023	Tsy	AA+	Aaa	9128284S6	25,000,000	24,992,366	24,835,000	118,990	2.781
Landesbank Baden-Wurtt	0.000	6/1/2023	CP	NR	P-1	5148X1T11	50,000,000	49,159,111	49,203,921	0	4.945
Mizuho Bank	0.000	6/1/2023	CP	A-1	P-1	60689GT14	136,027,000	133,774,053	133,857,577	0	4.986
Amazon	0.400	6/3/2023	Corp	AA	A1	023135BP0	10,000,000	9,995,683	9,866,200	6,444	0.447
FHLB DN	0.000	6/14/2023	Agy	A-1+	P-1	313384GW3	59,709,000	58,661,107	58,670,660	0	4.897
UnitedHealth Group	3.500	6/15/2023	Corp	A+	A3	91324PDJ8	10,000,000	9,999,040	9,952,100	44,722	3.509
U.S. Treasury Note	2.625	6/30/2023	Tsy	AA+	Aaa	9128284U1	50,000,000	49,951,145	49,582,000	116,022	2.725
U.S. Treasury Note	2.625	6/30/2023	Tsy	AA+	Aaa	9128284U1	65,000,000	65,060,925	64,456,600	150,829	2.529
John Deere	0.700	7/5/2023	Corp	A	A2	24422EVH9	10,000,000	9,997,520	9,829,900	5,056	0.727
Caterpillar	0.650	7/7/2023	Corp	A	A2	14913R2D8	10,000,000	9,998,246	9,825,900	4,333	0.669
M & T Corp	3.550	7/26/2023	Corp	BBB+	A3	55261FAJ3	10,000,000	9,998,473	9,935,500	4,931	3.566
U.S. Treasury Note	2.750	7/31/2023	Tsy	AA+	Aaa	912828Y61	60,000,000	59,948,626	59,407,200	4,558	2.837

\*MV w/o Accrued includes the Bank of New York Mellon accrued interest for treasury bills, discount notes, and commercial paper. Original Cost does not include accrued interest.



**Portfolio: Core 9218-1 (Cont.)**

Issuer	Coupon	Maturity	Type	S&P	Moody's	CUSIP	Par Value	Original Cost	MV w/o Accrued*	Accr Income	Yld Mat
U.S. Treasury Note	2.750	7/31/2023	Tsy	AA+	Aaa	912828Y61	30,000,000	29,979,761	29,703,600	2,279	2.818
Chevron	0.426	8/11/2023	Corp	AA-	Aa2	166756AJ5	10,000,000	10,000,000	9,806,800	20,117	0.426
U.S. Treasury Note	2.750	8/31/2023	Tsy	AA+	Aaa	9128284X5	150,000,000	150,024,650	148,284,000	1,754,834	2.733
U.S. Treasury Note	0.125	8/31/2023	Tsy	AA+	Aaa	91282CCU3	25,000,000	24,280,222	24,344,750	13,294	3.071
FNMA Note	2.875	9/12/2023	Agy	AA+	Aaa	3135G0U43	40,000,000	39,972,226	39,514,000	444,028	2.949
Unilever	0.375	9/14/2023	Corp	A+	A1	904764BJ5	5,000,000	4,997,961	4,866,150	7,135	0.418
Gilead Sciences	0.750	9/29/2023	Corp	BBB+	A3	375558BW2	7,500,000	7,499,127	7,298,625	19,063	0.762
U.S. Treasury Note	2.875	9/30/2023	Tsy	AA+	Aaa	9128285D8	35,000,000	34,978,125	34,568,100	342,788	2.939
U.S. Treasury Note	2.875	9/30/2023	Tsy	AA+	Aaa	9128285D8	25,000,000	24,981,816	24,691,500	244,849	2.949
John Deere	3.650	10/12/2023	Corp	A	A2	24422EUM9	10,000,000	9,999,659	9,937,100	110,514	3.652
U.S. Treasury Note	2.875	10/31/2023	Tsy	AA+	Aaa	9128285K2	50,000,000	49,951,306	49,306,500	369,302	2.975
U.S. Treasury Note	1.625	10/31/2023	Tsy	AA+	Aaa	912828T91	150,000,000	150,999,457	146,514,000	626,209	0.952
American Express	0.750	11/3/2023	Corp	BBB+	A2	025816CK3	15,000,000	14,999,249	14,575,800	27,500	0.755
U.S. Treasury Note	2.875	11/30/2023	Tsy	AA+	Aaa	9128285P1	80,000,000	80,023,776	78,772,000	398,077	2.845
U.S. Treasury Note	2.125	11/30/2023	Tsy	AA+	Aaa	912828U57	80,000,000	80,111,908	78,278,400	294,231	1.983
Truist Financial	3.750	12/6/2023	Corp	A-	A3	05531FBF9	15,000,000	14,995,688	14,874,450	85,938	3.779
Natl Securities Clearing	0.400	12/7/2023	Corp	AA+	Aaa	637639AC9	10,000,000	9,996,100	9,638,200	6,000	0.442
U.S. Treasury Bill	0.000	12/28/2023	Tsy	A-1+	P-1	912796ZN2	15,000,000	14,326,048	14,386,950	0	5.200
U.S. Treasury Note	2.625	12/31/2023	Tsy	AA+	Aaa	9128285U0	55,000,000	55,031,470	53,949,500	127,624	2.567
U.S. Treasury Note	2.625	12/31/2023	Tsy	AA+	Aaa	9128285U0	60,000,000	60,047,990	58,854,000	139,227	2.544
Toyota	3.350	1/8/2024	Corp	A+	A1	89236TFS9	10,000,000	9,999,495	9,857,800	21,403	3.354
John Deere	3.450	1/10/2024	Corp	A	A2	24422EUR8	10,000,000	9,999,831	9,874,200	20,125	3.450
Toyota	0.450	1/11/2024	Corp	A+	A1	89236THU2	15,000,000	14,999,717	14,396,550	3,750	0.452
IADB Note	2.625	1/16/2024	Supra	AAA	Aaa	4581X0DF2	25,000,000	24,974,413	24,486,000	27,344	2.733
Citibank	3.650	1/23/2024	Corp	A+	Aa3	17325FAS7	10,000,000	9,997,340	9,894,200	8,111	3.677
IFC Note	0.910	1/26/2024	Supra	AAA	Aaa	45950VRB4	55,000,000	55,000,000	53,033,750	6,951	0.910
U.S. Treasury Note	2.500	1/31/2024	Tsy	AA+	Aaa	9128285Z9	40,000,000	40,020,313	39,126,400	2,762	2.448
U.S. Treasury Note	0.875	1/31/2024	Tsy	AA+	Aaa	91282CDV0	60,000,000	59,872,538	57,738,600	1,450	1.089
<b>Total</b>		<b>0.312</b>					<b>4,982,247,266</b>	<b>4,950,162,383</b>	<b>4,934,007,771</b>	<b>13,832,799</b>	<b>3.732</b>

\*MV w/o Accrued includes the Bank of New York Mellon accrued interest for treasury bills, discount notes, and commercial paper. Original Cost does not include accrued interest.

**Portfolio: Reserve 9218-2**

**Date: 1/31/23**

Issuer	Coupon	Maturity	Type	S&P	Moody's	CUSIP	Par Value	Original Cost	MV w/o Accrued*	Accr Income	Yld Mat
Bk of New York Mellon - Sweep	4.190	2/1/2023	MMF	AAAm	Aaa-mf		520,360	520,360	520,360	1,842	4.248
3M Company	3.250	2/14/2024	Corp	A	A1	88579YBB6	10,000,000	10,117,200	9,832,800	150,764	2.995
FHLB Note	2.125	2/28/2024	Agy	AA+	Aaa	3130ARHG9	10,000,000	9,988,600	9,706,000	90,313	2.186
U.S. Treasury Note	2.375	2/29/2024	Tsy	AA+	Aaa	9128286G0	100,000,000	99,324,219	97,523,000	1,010,359	2.520
John Deere	2.600	3/7/2024	Corp	A	A2	24422EUX5	10,000,000	9,982,900	9,777,900	104,000	2.795
JPMorgan Chase & Co	0.697	3/16/2024	Corp	A-	A1	46647PBZ8	25,000,000	25,000,000	24,853,500	65,344	0.697
Charles Schwab	0.750	3/18/2024	Corp	A	A2	808513BN4	10,000,000	9,995,000	9,556,700	27,708	0.767
Toyota	2.500	3/22/2024	Corp	A+	A1	89236TJX4	10,000,000	9,993,800	9,759,100	89,583	2.532
Northwestern Mutual	0.600	3/25/2024	Corp	AA+	Aaa	66815L2B4	20,000,000	19,999,400	19,067,600	42,000	0.601
U.S. Treasury Note	2.125	3/31/2024	Tsy	AA+	Aaa	912828W71	75,000,000	74,589,844	72,820,500	542,926	2.241
U.S. Treasury Note	2.125	3/31/2024	Tsy	AA+	Aaa	912828W71	20,000,000	19,822,656	19,418,800	144,780	2.314
U.S. Treasury Note	2.250	3/31/2024	Tsy	AA+	Aaa	91282CEG2	20,000,000	19,981,250	19,443,800	153,297	2.298
Morgan Stanley	0.731	4/5/2024	Corp	A-	A1	61772BAA1	10,000,000	10,000,000	9,912,900	23,554	0.731
Honda ABS	1.610	4/22/2024	ABS	NR	Aaa	43813RAC1	2,539,273	2,538,775	2,518,629	1,136	1.625
U.S. Treasury Note	2.250	4/30/2024	Tsy	AA+	Aaa	9128286R6	40,000,000	39,915,625	38,831,200	231,215	2.295
U.S. Treasury Note	2.000	4/30/2024	Tsy	AA+	Aaa	912828X70	25,000,000	25,002,930	24,194,250	128,453	1.997
U.S. Treasury Note	2.000	4/30/2024	Tsy	AA+	Aaa	912828X70	35,000,000	35,935,156	33,871,950	179,834	0.836
U.S. Treasury Note	2.500	4/30/2024	Tsy	AA+	Aaa	91282CEK3	75,000,000	74,689,453	73,040,250	481,699	2.715
American Express	3.375	5/3/2024	Corp	BBB+	A2	025816CV9	10,000,000	9,999,000	9,825,300	82,500	3.380
Amazon	0.450	5/12/2024	Corp	AA	A1	023135BW5	10,000,000	9,985,400	9,483,600	9,875	0.499
IBM	3.000	5/15/2024	Corp	A-	A3	459200JY8	15,000,000	14,942,700	14,652,450	95,000	3.083
UnitedHealth Group	0.550	5/15/2024	Corp	A+	A3	91324PEB4	10,000,000	9,989,600	9,490,200	11,611	0.585
U.S. Treasury Note	0.250	5/15/2024	Tsy	AA+	Aaa	91282CCC3	50,000,000	49,886,719	47,269,500	26,934	0.326
FFCB Note	2.625	5/16/2024	Agy	AA+	Aaa	3133ENWP1	10,000,000	9,986,500	9,751,200	54,688	2.695
Caterpillar	2.850	5/17/2024	Corp	A	A2	14913Q2V0	10,000,000	9,978,700	9,769,200	58,583	2.896
U.S. Treasury Note	2.000	5/31/2024	Tsy	AA+	Aaa	912828XT2	80,000,000	80,084,375	77,287,200	276,923	1.978
U.S. Treasury Note	2.000	5/31/2024	Tsy	AA+	Aaa	912828XT2	20,000,000	20,110,156	19,321,800	69,231	1.884
U.S. Treasury Note	2.500	5/31/2024	Tsy	AA+	Aaa	91282CER8	95,000,000	94,591,797	92,398,900	411,058	2.724
Bank of America	0.523	6/14/2024	Corp	A-	A2	06051GJY6	10,000,000	10,000,000	9,818,700	6,828	0.523
Nvidia	0.584	6/14/2024	Corp	A	A2	67066GAL8	15,000,000	15,000,000	14,207,700	11,437	0.584
FHLB Note	2.750	6/28/2024	Agy	AA+	Aaa	3130ASDS5	20,000,000	19,953,600	19,496,800	50,417	2.867
U.S. Treasury Note	2.000	6/30/2024	Tsy	AA+	Aaa	912828XX3	80,000,000	80,656,250	77,181,600	141,436	1.825
Comerica Inc	2.500	7/23/2024	Corp	A-	A3	20034DJA8	10,000,000	9,990,700	9,651,300	5,556	2.520
U.S. Treasury Note	1.750	7/31/2024	Tsy	AA+	Aaa	912828Y87	70,000,000	71,123,828	67,205,600	3,384	1.410
Truist Financial	2.500	8/1/2024	Corp	A-	A3	05531FBH5	10,000,000	10,101,000	9,669,600	125,000	2.282

\*MV w/o Accrued includes the Bank of New York Mellon accrued interest for treasury bills, discount notes, and commercial paper. Original Cost does not include accrued interest.

**Portfolio: Reserve 9218-2 (Cont.)**

Issuer	Coupon	Maturity	Type	S&P	Moody's	CUSIP	Par Value	Original Cost	MV w/o Accrued*	Accr Income	Yld Mat
BMW	0.750	8/12/2024	Corp	A	A2	05565EBU8	7,000,000	6,999,370	6,595,820	24,646	0.753
PACCAR	2.150	8/15/2024	Corp	A+	A1	69371RQ25	15,000,000	14,966,850	14,411,700	148,708	2.197
U.S. Treasury Note	0.375	8/15/2024	Tsy	AA+	Aaa	91282CCT6	25,000,000	24,978,516	23,482,500	43,308	0.404
Exxon Mobil	2.019	8/16/2024	Corp	AA-	Aa2	30231GBC5	10,000,000	10,000,000	9,634,200	92,538	2.019
U.S. Treasury Note	1.875	8/31/2024	Tsy	AA+	Aaa	9128282U3	70,000,000	71,520,313	67,241,300	558,356	1.423
U.S. Treasury Note	1.875	8/31/2024	Tsy	AA+	Aaa	9128282U3	40,000,000	40,589,063	38,423,600	319,061	1.557
Coca Cola	1.750	9/6/2024	Corp	A+	A1	191216CL2	10,000,000	9,981,900	9,596,100	70,486	1.788
Apple	1.800	9/11/2024	Corp	AA+	Aaa	037833DM9	10,000,000	9,977,200	9,577,200	70,000	1.848
Apple	1.800	9/11/2024	Corp	AA+	Aaa	037833DM9	10,000,000	10,356,600	9,577,200	70,000	0.621
FHLB Note	3.500	9/13/2024	Agy	AA+	Aaa	3130AT6G7	20,000,000	19,985,760	19,676,600	291,667	2.819
U.S. Treasury Note	0.375	9/15/2024	Tsy	AA+	Aaa	91282CCX7	40,000,000	39,823,438	37,496,800	57,597	0.526
Toyota	4.400	9/20/2024	Corp	A+	A1	89236TKG9	15,000,000	14,999,400	14,923,200	240,167	4.402
IADB Note	0.500	9/23/2024	Supra	AAA	Aaa	4581X0DZ8	20,000,000	19,985,200	18,744,200	35,556	0.525
FFCB Note	4.250	9/26/2024	Agy	AA+	Aaa	3133ENP79	20,000,000	19,998,400	19,947,000	295,139	4.254
U.S. Treasury Note	2.125	9/30/2024	Tsy	AA+	Aaa	9128282Y5	75,000,000	76,989,258	72,284,250	542,926	1.571
U.S. Treasury Note	1.500	9/30/2024	Tsy	AA+	Aaa	912828YH7	25,000,000	24,939,453	23,848,750	127,747	1.551
U.S. Treasury Note	2.125	9/30/2024	Tsy	AA+	Aaa	9128282Y5	50,000,000	51,279,297	48,189,500	361,951	1.581
U.S. Treasury Note	4.250	9/30/2024	Tsy	AA+	Aaa	91282CFN6	20,000,000	20,041,406	19,946,200	289,560	4.140
FHLB Note	4.500	10/3/2024	Agy	AA+	Aaa	3130ATT31	20,000,000	19,978,200	20,036,000	232,500	4.739
Toyota	2.000	10/7/2024	Corp	A+	A1	89236TGL3	10,000,000	9,991,000	9,574,000	63,333	2.019
FNMA Note	1.625	10/15/2024	Agy	AA+	Aaa	3135G0W66	10,000,000	9,982,900	9,561,300	47,847	1.661
FNMA Note	1.625	10/15/2024	Agy	AA+	Aaa	3135G0W66	20,000,000	19,965,800	19,122,600	95,694	1.661
UnitedHealth Group	5.000	10/15/2024	Corp	A+	A3	91324PEM0	7,000,000	6,996,920	7,068,110	90,417	5.025
IFC Note	1.375	10/16/2024	Supra	AAA	Aaa	45950KCR9	10,000,000	9,970,700	9,491,300	40,104	1.436
Goldman Sachs	0.925	10/21/2024	Corp	BBB+	A2	38141GYL2	15,000,000	15,017,505	14,488,500	38,542	0.885
U.S. Treasury Note	1.500	10/31/2024	Tsy	AA+	Aaa	912828YM6	75,000,000	74,540,039	71,414,250	289,019	1.630
U.S. Treasury Note	4.375	10/31/2024	Tsy	AA+	Aaa	91282CFQ9	20,000,000	19,960,156	19,998,400	224,793	4.480
Honeywell	4.850	11/1/2024	Corp	A	A2	438516CH7	15,000,000	14,997,450	15,116,850	179,854	4.859
Caterpillar	2.150	11/8/2024	Corp	A	A2	14913Q3B3	10,000,000	9,990,600	9,601,000	49,569	2.170
Philip Morris	5.125	11/15/2024	Corp	A-	A2	718172CT4	10,000,000	9,987,900	10,066,100	105,347	5.190
Amazon	4.700	11/29/2024	Corp	AA	A1	023135CM6	20,000,000	19,986,600	20,087,200	156,667	4.736
U.S. Treasury Note	1.500	11/30/2024	Tsy	AA+	Aaa	912828YV6	100,000,000	99,414,063	95,094,000	259,615	1.623
Truist Bank	2.150	12/6/2024	Corp	A	A2	07330NAT2	10,000,000	9,983,000	9,566,300	32,847	2.186
U.S. Treasury Note	1.750	12/31/2024	Tsy	AA+	Aaa	912828YY0	120,000,000	120,342,188	114,538,800	185,635	1.690
U.S. Treasury Note	4.250	12/31/2024	Tsy	AA+	Aaa	91282CGD7	20,000,000	19,933,594	19,990,600	75,138	4.426
FFCB Note	1.125	1/6/2025	Agy	AA+	Aaa	3133ENKS8	10,000,000	9,977,500	9,408,800	7,813	1.202

\*MV w/o Accrued includes the Bank of New York Mellon accrued interest for treasury bills, discount notes, and commercial paper. Original Cost does not include accrued interest.

**Portfolio: Reserve 9218-2 (Cont.)**

Issuer	Coupon	Maturity	Type	S&P	Moody's	CUSIP	Par Value	Original Cost	MV w/o Accrued*	Accr Income	Yld Mat
FFCB Note	1.125	1/6/2025	Agy	AA+	Aaa	3133ENKS8	10,000,000	9,977,500	9,408,800	7,813	1.202
FNMA Note	1.625	1/7/2025	Agy	AA+	Aaa	3135G0X24	35,000,000	34,888,350	33,293,050	37,917	1.692
John Deere	1.250	1/10/2025	Corp	A	A2	24422EVY2	15,000,000	14,992,950	14,106,600	10,938	1.266
Toyota	4.800	1/10/2025	Corp	A+	A1	89236TKN4	15,000,000	14,993,550	15,048,450	38,000	4.823
American Honda	1.500	1/13/2025	Corp	A-	A3	02665WEA5	20,000,000	19,984,200	18,845,200	15,000	1.527
Toyota	1.450	1/13/2025	Corp	A+	A1	89236TJT3	20,000,000	19,973,200	18,826,800	14,500	1.496
Caterpillar	4.900	1/17/2025	Corp	A	A2	14913R2Y2	15,000,000	14,991,600	15,147,750	28,583	4.931
US Bank	2.050	1/21/2025	Corp	AA-	A1	90331HPL1	15,000,000	14,968,050	14,317,200	8,542	2.095
Goldman Sachs	1.757	1/24/2025	Corp	BBB+	A2	38141GZH0	10,000,000	10,000,000	9,626,400	3,416	0.509
U.S. Treasury Note	1.375	1/31/2025	Tsy	AA+	Aaa	912828Z52	25,000,000	24,940,430	23,647,500	950	1.425
U.S. Treasury Note	1.375	1/31/2025	Tsy	AA+	Aaa	912828Z52	50,000,000	50,984,375	47,295,000	1,899	0.964
U.S. Treasury Note	1.375	1/31/2025	Tsy	AA+	Aaa	912828Z52	40,000,000	41,970,313	37,836,000	1,519	0.329
Adobe	1.900	2/1/2025	Corp	A+	A2	00724PAB5	5,000,000	4,989,350	4,756,500	47,500	1.945
FHLMC Note	1.500	2/12/2025	Agy	AA+	Aaa	3137EAEPO	15,000,000	14,988,450	14,236,050	105,625	1.516
Toyota	1.800	2/13/2025	Corp	A+	A1	89236TGT6	10,000,000	9,993,300	9,450,500	84,000	1.814
FFCB Note	1.750	2/14/2025	Agy	AA+	Aaa	3133ENPG9	12,000,000	11,967,960	11,386,320	97,417	1.842
Ford ABS	3.440	2/15/2025	ABS	NR	Aaa	34534LAB3	9,209,241	9,208,719	9,137,869	14,080	3.469
WW Grainger	1.850	2/15/2025	Corp	A+	A3	384802AE4	5,000,000	4,986,100	4,743,150	42,653	1.909
U.S. Treasury Note	1.500	2/15/2025	Tsy	AA+	Aaa	91282CDZ1	25,000,000	24,898,438	23,682,750	173,234	1.641
JPMorgan Chase & Co	0.563	2/16/2025	Corp	A-	A1	46647PBY1	12,500,000	12,500,000	11,883,500	32,255	0.563
U.S. Treasury Note	1.125	2/28/2025	Tsy	AA+	Aaa	912828ZC7	80,000,000	82,993,750	75,181,600	382,873	0.356
American Express	2.250	3/4/2025	Corp	BBB+	A2	025816CQ0	10,000,000	9,989,900	9,511,200	91,875	2.285
IBRD Note	0.750	3/11/2025	Supra	AAA	Aaa	459058JA2	20,000,000	19,885,800	18,599,000	58,333	0.867
Texas Instrument	1.375	3/12/2025	Corp	A+	Aa3	882508BH6	10,000,000	9,985,100	9,384,500	53,090	1.406
U.S. Treasury Note	0.500	3/31/2025	Tsy	AA+	Aaa	912828ZF0	100,000,000	101,203,125	92,602,000	170,330	0.236
U.S. Treasury Note	2.625	3/31/2025	Tsy	AA+	Aaa	9128284F4	25,000,000	25,106,445	24,230,500	223,558	2.477
Amazon	3.000	4/13/2025	Corp	AA	A1	023135CE4	25,000,000	24,960,250	24,257,250	225,000	3.056
Ford ABS	4.520	4/15/2025	ABS	AAA	Aaa	34535AAB6	10,000,000	9,999,630	9,963,900	20,089	4.566
U.S. Treasury Note	2.625	4/15/2025	Tsy	AA+	Aaa	91282CEH0	50,000,000	49,675,781	48,406,500	393,029	2.855
FNMA Note	0.625	4/22/2025	Agy	AA+	Aaa	3135G03U5	20,000,000	19,958,800	18,480,200	34,375	0.667
Bank of America	0.976	4/22/2025	Corp	A-	A2	06051GJR1	15,000,000	15,000,000	14,209,200	40,260	0.976
Bank of America	3.841	4/25/2025	Corp	A-	A2	06051GKS7	10,000,000	10,000,000	9,817,900	102,427	3.841
Bank of New York Mellon	3.350	4/25/2025	Corp	A	A1	06406RBC0	20,000,000	19,997,200	19,483,200	178,667	3.355
Citigroup	0.981	5/1/2025	Corp	BBB+	A3	172967MX6	10,000,000	10,000,000	9,462,600	24,525	0.981
Philip Morris	1.500	5/1/2025	Corp	A-	A2	718172CN7	5,000,000	4,975,600	4,668,550	18,750	1.602
Apple	1.125	5/11/2025	Corp	AA+	Aaa	037833DT4	5,000,000	4,991,050	4,654,200	12,500	1.162

\*MV w/o Accrued includes the Bank of New York Mellon accrued interest for treasury bills, discount notes, and commercial paper. Original Cost does not include accrued interest.

**Portfolio: Reserve 9218-2 (Cont.)**

Issuer	Coupon	Maturity	Type	S&P	Moody's	CUSIP	Par Value	Original Cost	MV w/o Accrued*	Accr Income	Yld Mat
Caterpillar	3.400	5/13/2025	Corp	A	A2	14913R2V8	15,000,000	14,980,950	14,651,700	110,500	3.445
TVA Note	0.750	5/15/2025	Agy	AA+	Aaa	880591EW8	10,000,000	9,970,600	9,217,100	15,833	0.810
U.S. Treasury Note	2.750	5/15/2025	Tsy	AA+	Aaa	91282CEQ0	185,000,000	184,103,906	179,544,350	1,096,202	2.923
U.S. Treasury Note	2.125	5/15/2025	Tsy	AA+	Aaa	912828XB1	30,000,000	30,775,106	28,708,500	137,362	1.605
U.S. Treasury Note	2.125	5/15/2025	Tsy	AA+	Aaa	912828XB1	45,000,000	46,126,555	43,062,750	206,043	1.606
Intercontinental Exg	3.650	5/23/2025	Corp	A-	A3	45866FAT1	7,000,000	6,992,300	6,903,180	48,261	3.689
Citigroup	4.140	5/24/2025	Corp	BBB+	A3	172967NQ0	10,000,000	10,000,000	9,872,300	77,050	4.140
Morgan Stanley	0.790	5/30/2025	Corp	A-	A1	61747YEA9	12,000,000	12,000,000	11,263,440	16,063	0.705
JPMorgan Chase & Co	0.824	6/1/2025	Corp	A-	A1	46647PCH7	10,000,000	10,000,000	9,410,300	13,733	0.824
Amazon	0.800	6/3/2025	Corp	AA	A1	023135BQ8	10,000,000	9,996,100	9,210,500	12,889	0.808
U.S. Treasury Note	2.875	6/15/2025	Tsy	AA+	Aaa	91282CEU1	45,000,000	44,806,641	43,795,800	170,604	3.028
Toyota	3.950	6/30/2025	Corp	A+	A1	89236TKC8	15,000,000	14,985,750	14,793,600	51,021	3.984
IBM	4.000	7/27/2025	Corp	A-	A3	459200KS9	20,000,000	20,000,000	19,749,600	8,889	4.000
American Express	3.950	8/1/2025	Corp	BBB+	A2	025816CY3	12,000,000	11,988,000	11,810,400	234,367	3.986
Caterpillar	3.650	8/12/2025	Corp	A	A2	14913R2Z9	15,000,000	14,981,850	14,699,400	257,021	3.693
Chevron	0.687	8/12/2025	Corp	AA-	Aa2	166756AE6	10,000,000	10,000,000	9,110,700	32,251	0.687
U.S. Treasury Note	3.125	8/15/2025	Tsy	AA+	Aaa	91282CFE6	40,000,000	39,635,938	39,134,400	577,446	3.451
U.S. Treasury Note	2.000	8/15/2025	Tsy	AA+	Aaa	912828K74	60,000,000	61,096,573	57,075,000	554,348	1.620
U.S. Treasury Note	2.000	8/15/2025	Tsy	AA+	Aaa	912828K74	30,000,000	30,539,934	28,537,500	277,174	1.621
U.S. Treasury Note	2.000	8/15/2025	Tsy	AA+	Aaa	912828K74	5,000,000	5,147,532	4,756,250	46,196	1.382
U.S. Treasury Note	2.000	8/15/2025	Tsy	AA+	Aaa	912828K74	30,000,000	32,274,623	28,537,500	277,174	0.451
Apple	0.550	8/20/2025	Corp	AA+	Aaa	037833DX5	15,000,000	14,964,600	13,630,050	36,896	0.598
Home Depot	4.000	9/15/2025	Corp	A	A2	437076CR1	10,000,000	9,996,400	9,937,400	146,667	4.013
IFC Note	3.625	9/15/2025	Supra	AAA	Aaa	45950KDA5	16,000,000	15,993,760	15,821,440	219,111	3.639
U.S. Treasury Note	3.500	9/15/2025	Tsy	AA+	Aaa	91282CFK2	40,000,000	39,271,875	39,512,400	537,569	4.161
GM ABS	3.500	9/16/2025	ABS	NR	Aaa	36265WAB9	14,936,860	14,936,793	14,798,246	21,783	3.526
UnitedHealth Group	5.150	10/15/2025	Corp	A+	A3	91324PEN8	7,000,000	6,999,370	7,132,230	93,129	5.154
U.S. Treasury Note	4.250	10/15/2025	Tsy	AA+	Aaa	91282CFP1	50,000,000	49,751,953	50,328,000	636,332	4.430
Morgan Stanley	0.864	10/21/2025	Corp	A-	A1	6174468R3	10,000,000	10,000,000	9,264,700	24,000	0.864
Morgan Stanley	1.164	10/21/2025	Corp	A-	A1	61747YEG6	10,000,000	10,000,000	9,315,300	32,333	1.162
IBRD Note	0.500	10/28/2025	Supra	AAA	Aaa	459058JL8	25,000,000	24,971,750	22,710,250	32,292	0.523
Procter & Gamble	0.550	10/29/2025	Corp	AA-	Aa3	742718FL8	15,000,000	14,975,700	13,594,950	21,083	0.583
Comcast	5.250	11/7/2025	Corp	A-	A3	20030NDZ1	5,000,000	4,998,650	5,105,300	61,250	5.260
Bristol-Myers Squibb	0.750	11/13/2025	Corp	A+	A2	110122DN5	10,000,000	9,983,800	9,054,500	16,250	0.783
U.S. Treasury Note	4.500	11/15/2025	Tsy	AA+	Aaa	91282CFW6	10,000,000	10,052,734	10,138,300	96,961	4.307
GM ABS	4.600	11/17/2025	ABS	AAA	NR	36265QAB2	10,000,000	9,999,099	9,959,700	19,167	4.650

\*MV w/o Accrued includes the Bank of New York Mellon accrued interest for treasury bills, discount notes, and commercial paper. Original Cost does not include accrued interest.

**Portfolio: Reserve 9218-2 (Cont.)**

Issuer	Coupon	Maturity	Type	S&P	Moody's	CUSIP	Par Value	Original Cost	MV w/o Accrued*	Accr Income	Yld Mat
M&T Trust	5.400	11/21/2025	Corp	A-	A3	55279HAT7	20,000,000	19,988,000	20,319,000	210,000	5.422
Amazon	4.600	12/1/2025	Corp	AA	A1	023135CN4	25,000,000	24,998,500	25,205,750	191,667	4.602
Natl Securities Clearing	0.750	12/7/2025	Corp	AA+	Aaa	637639AE5	15,000,000	14,951,550	13,501,200	16,875	0.816
U.S. Treasury Note	4.000	12/15/2025	Tsy	AA+	Aaa	91282CGA3	25,000,000	24,839,844	25,048,750	131,868	4.233
Toyota ABS	0.430	1/15/2026	ABS	AAA	Aaa	89239BAC5	14,000,000	13,998,884	13,344,380	2,676	0.434
Toyota ABS	5.270	1/15/2026	ABS	NR	Aaa	89239HAB4	6,500,000	6,499,928	6,512,285	15,224	5.329
Honda ABS	0.880	1/21/2026	ABS	NR	Aaa	43815GAC3	8,000,000	7,998,314	7,615,360	1,956	0.892
Citigroup	2.014	1/25/2026	Corp	BBB+	A3	17327CAN3	10,000,000	10,000,000	9,401,600	3,357	2.014
Bank of New York Mellon	0.750	1/28/2026	Corp	A	A1	06406RAQ0	20,000,000	19,957,000	18,017,200	1,250	0.794
Apple	0.700	2/8/2026	Corp	AA+	Aaa	037833EB2	20,000,000	19,955,000	18,000,200	67,278	0.746
U.S. Treasury Note	1.625	2/15/2026	Tsy	AA+	Aaa	912828P46	70,000,000	74,364,953	65,447,200	525,476	0.414
U.S. Treasury Note	1.625	2/15/2026	Tsy	AA+	Aaa	912828P46	30,000,000	31,840,220	28,048,800	225,204	0.414
U.S. Treasury Note	1.625	2/15/2026	Tsy	AA+	Aaa	912828P46	25,000,000	26,419,372	23,374,000	187,670	0.485
U.S. Treasury Note	1.625	2/15/2026	Tsy	AA+	Aaa	912828P46	25,000,000	26,468,262	23,374,000	187,670	0.447
U.S. Treasury Note	1.625	2/15/2026	Tsy	AA+	Aaa	912828P46	25,000,000	26,469,461	23,374,000	187,670	0.446
JPMorgan Chase & Co	2.595	2/24/2026	Corp	A-	A1	46647PCV6	20,000,000	20,000,000	19,019,600	226,342	2.595
Caterpillar	0.900	3/2/2026	Corp	A	A2	14913R2K2	25,000,000	24,942,750	22,505,000	93,125	0.946
GM ABS	5.190	3/16/2026	ABS	NR	Aaa	38013JAB9	7,500,000	7,499,410	7,509,600	14,056	5.252
U.S. Treasury Note	0.750	3/31/2026	Tsy	AA+	Aaa	91282CBT7	30,000,000	29,689,453	27,256,800	76,648	0.963
Toyota ABS	0.710	4/15/2026	ABS	AAA	NR	89238JAC9	7,000,000	6,999,851	6,637,680	2,209	0.712
JPMorgan Chase & Co	4.080	4/26/2026	Corp	A-	A1	46647PCZ7	20,000,000	20,000,000	19,636,400	215,333	4.080
U.S. Treasury Note	0.750	4/30/2026	Tsy	AA+	Aaa	91282CBW0	60,000,000	59,683,594	54,346,800	115,608	0.858
Amazon	1.000	5/12/2026	Corp	AA	A1	023135BX3	20,000,000	19,913,600	17,977,600	43,889	1.089
Charles Schwab	1.150	5/13/2026	Corp	A	A2	808513BR5	25,000,000	24,942,000	22,443,250	62,292	1.198
UnitedHealth Group	1.150	5/15/2026	Corp	A+	A3	91324PEC2	10,000,000	9,982,600	9,041,300	24,278	1.186
U.S. Treasury Note	0.750	5/31/2026	Tsy	AA+	Aaa	91282CCF6	30,000,000	29,928,516	27,114,900	38,942	0.799
U.S. Treasury Note	0.750	5/31/2026	Tsy	AA+	Aaa	91282CCF6	30,000,000	29,916,797	27,114,900	38,942	0.807
U.S. Treasury Note	2.125	5/31/2026	Tsy	AA+	Aaa	9128286X3	50,000,000	51,146,013	47,353,500	183,894	1.668
U.S. Treasury Note	2.125	5/31/2026	Tsy	AA+	Aaa	9128286X3	35,000,000	35,775,887	33,147,450	128,726	1.668
U.S. Treasury Note	2.125	5/31/2026	Tsy	AA+	Aaa	9128286X3	5,000,000	5,109,170	4,735,350	18,389	1.669
U.S. Treasury Note	2.125	5/31/2026	Tsy	AA+	Aaa	9128286X3	31,000,000	33,566,440	29,359,170	114,014	0.451
Mercedes ABS	0.460	6/15/2026	ABS	AAA	Aaa	58772WAC7	13,500,000	13,498,234	12,851,055	2,760	0.466
GM ABS	0.480	6/16/2026	ABS	AAA	NR	380140AC7	10,000,000	9,999,382	9,543,400	2,000	0.483
John Deere	1.050	6/17/2026	Corp	A	A2	24422EVR7	10,000,000	9,983,500	8,992,000	12,833	1.084
Toyota	1.125	6/18/2026	Corp	A+	A1	89236TJK2	10,000,000	9,995,600	8,959,600	13,438	1.134
Toyota	1.125	6/18/2026	Corp	A+	A1	89236TJK2	12,000,000	11,973,360	10,751,520	16,125	1.173

\*MV w/o Accrued includes the Bank of New York Mellon accrued interest for treasury bills, discount notes, and commercial paper. Original Cost does not include accrued interest.

**Portfolio: Reserve 9218-2 (Cont.)**

Issuer	Coupon	Maturity	Type	S&P	Moody's	CUSIP	Par Value	Original Cost	MV w/o Accrued*	Accr Income	Yld Mat
U.S. Treasury Note	0.875	6/30/2026	Tsy	AA+	Aaa	91282CCJ8	30,000,000	30,002,344	27,188,700	23,204	0.873
Capital One Credit Card ABS	0.550	7/15/2026	ABS	AAA	NR	14041NFW6	23,500,000	23,499,048	22,104,805	5,744	0.552
Bank of America	4.827	7/22/2026	Corp	A-	A2	06051GLA5	10,000,000	10,000,000	9,973,300	12,068	4.827
U.S. Treasury Note	0.625	7/31/2026	Tsy	AA+	Aaa	91282CCP4	20,000,000	19,897,656	17,925,800	345	0.730
BMW	1.250	8/12/2026	Corp	A	A2	05565EBW4	5,000,000	4,989,150	4,451,300	29,340	1.295
PNC Financial	1.150	8/13/2026	Corp	A-	A3	693475BB0	15,000,000	14,971,650	13,335,000	80,500	1.189
Nissan ABS	1.860	8/17/2026	ABS	AAA	Aaa	65479QAC1	10,000,000	9,998,039	9,542,600	8,267	1.876
U.S. Treasury Note	0.750	8/31/2026	Tsy	AA+	Aaa	91282CCW9	35,000,000	34,965,820	31,445,400	111,671	0.770
U.S. Treasury Note	1.375	8/31/2026	Tsy	AA+	Aaa	912828YD6	20,000,000	20,771,103	18,380,400	116,989	0.604
U.S. Treasury Note	1.375	8/31/2026	Tsy	AA+	Aaa	912828YD6	35,000,000	36,691,986	32,165,700	204,731	0.414
U.S. Treasury Note	1.375	8/31/2026	Tsy	AA+	Aaa	912828YD6	20,000,000	20,980,276	18,380,400	116,989	0.401
U.S. Treasury Note	1.375	8/31/2026	Tsy	AA+	Aaa	912828YD6	25,000,000	26,319,751	22,975,500	146,236	0.328
U.S. Treasury Note	1.375	8/31/2026	Tsy	AA+	Aaa	912828YD6	35,000,000	36,815,830	32,165,700	204,731	0.328
American Honda	1.300	9/9/2026	Corp	A-	A3	02665WDZ1	10,000,000	9,992,300	8,938,800	51,278	1.316
Caterpillar	1.150	9/14/2026	Corp	A	A2	14913R2Q9	10,000,000	9,982,600	8,933,100	43,764	1.186
Ford ABS	3.740	9/15/2026	ABS	NR	Aaa	34534LAD9	10,000,000	9,999,459	9,831,800	16,622	3.772
Toyota ABS	2.930	9/15/2026	ABS	AAA	Aaa	89238FAD5	6,000,000	5,999,860	5,823,780	7,813	2.949
Texas Instrument	1.125	9/15/2026	Corp	A+	Aa3	882508BK9	10,000,000	10,000,000	8,955,800	42,500	1.125
FNMA Note	1.875	9/24/2026	Agy	AA+	Aaa	3135G0Q22	30,000,000	31,710,315	28,026,300	198,438	0.709
Citigroup	5.610	9/29/2026	Corp	BBB+	A3	172967NX5	10,000,000	10,000,000	10,154,900	190,117	5.610
U.S. Treasury Note	0.875	9/30/2026	Tsy	AA+	Aaa	91282CCZ2	25,000,000	24,849,609	22,516,500	74,519	0.999
John Deere	1.300	10/13/2026	Corp	A	A2	24422EVW6	10,000,000	9,980,700	8,951,200	39,000	1.340
Morgan Stanley	6.138	10/16/2026	Corp	A-	A1	61747YEX9	15,000,000	15,000,000	15,430,050	263,423	6.148
American Express	1.650	11/4/2026	Corp	BBB+	A2	025816CM9	17,000,000	16,973,140	15,319,720	67,788	1.683
Public Storage	1.500	11/9/2026	Corp	A	A2	74460DAG4	5,000,000	4,992,350	4,515,750	17,083	1.532
American Express Credit Card ABS	0.900	11/16/2026	ABS	NR	Aaa	02582JJR2	18,000,000	17,997,188	16,858,440	7,200	0.908
Capital One Credit Card ABS	1.040	11/16/2026	ABS	AAA	NR	14041NFIY2	15,000,000	14,997,933	14,082,450	6,933	0.369
GM ABS	1.260	11/16/2026	ABS	AAA	NR	380146AC4	9,000,000	8,999,218	8,533,440	4,725	1.267
U.S. Treasury Note	1.250	11/30/2026	Tsy	AA+	Aaa	91282CDK4	20,000,000	20,090,625	18,213,200	43,269	1.156
U.S. Treasury Note	1.625	11/30/2026	Tsy	AA+	Aaa	912828YU8	25,000,000	26,242,881	23,114,250	70,313	0.630
U.S. Treasury Note	1.625	11/30/2026	Tsy	AA+	Aaa	912828YU8	15,000,000	15,960,426	13,868,550	42,188	0.354
U.S. Treasury Note	1.625	11/30/2026	Tsy	AA+	Aaa	912828YU8	35,000,000	37,202,399	32,359,950	98,438	0.354
U.S. Treasury Note	1.625	11/30/2026	Tsy	AA+	Aaa	912828YU8	45,000,000	47,428,660	41,605,650	126,563	0.530
Ford ABS	4.480	12/15/2026	ABS	AAA	Aaa	34535AAD2	10,000,000	9,999,422	9,945,300	19,911	4.525
U.S. Treasury Note	1.750	12/31/2026	Tsy	AA+	Aaa	912828YX2	25,000,000	25,067,556	23,211,000	38,674	1.693
U.S. Treasury Note	1.750	12/31/2026	Tsy	AA+	Aaa	912828YX2	15,000,000	15,212,782	13,926,600	23,204	1.449

\*MV w/o Accrued includes the Bank of New York Mellon accrued interest for treasury bills, discount notes, and commercial paper. Original Cost does not include accrued interest.

**Portfolio: Reserve 9218-2 (Cont.)**

Issuer	Coupon	Maturity	Type	S&P	Moody's	CUSIP	Par Value	Original Cost	MV w/o Accrued*	Accr Income	Yld Mat
Toyota	1.900	1/13/2027	Corp	A+	A1	89236TJV8	20,000,000	19,979,200	18,168,200	19,000	1.922
IADB Note	1.500	1/13/2027	Supra	AAA	Aaa	4581X0EB0	30,000,000	29,925,300	27,404,100	22,500	1.552
Target	1.950	1/15/2027	Corp	A	A2	87612EBM7	10,000,000	9,983,000	9,213,000	8,667	1.986
Bank of New York Mellon	2.050	1/26/2027	Corp	A	A1	06406RBA4	20,000,000	19,983,000	18,349,000	5,694	2.068
U.S. Treasury Note	1.500	1/31/2027	Tsy	AA+	Aaa	912828Z78	15,000,000	15,676,220	13,755,450	622	0.570
U.S. Treasury Note	1.500	1/31/2027	Tsy	AA+	Aaa	912828Z78	75,000,000	78,929,888	68,777,250	3,108	0.423
U.S. Treasury Note	1.500	1/31/2027	Tsy	AA+	Aaa	912828Z78	70,000,000	71,662,416	64,192,100	2,901	1.004
U.S. Treasury Note	1.500	1/31/2027	Tsy	AA+	Aaa	912828Z78	30,000,000	30,700,180	27,510,900	1,243	1.004
Procter & Gamble	1.900	2/1/2027	Corp	AA-	Aa3	742718FV6	30,000,000	29,957,400	27,764,700	285,000	1.930
IBM	2.200	2/9/2027	Corp	A-	A3	459200KM2	10,000,000	9,998,600	9,170,500	105,111	2.203
U.S. Treasury Note	2.250	2/15/2027	Tsy	AA+	Aaa	912828V98	35,000,000	35,897,098	33,075,000	363,791	1.700
U.S. Treasury Note	2.250	2/15/2027	Tsy	AA+	Aaa	912828V98	40,000,000	41,008,570	37,800,000	415,761	1.700
Discover Card ABS	1.960	2/16/2027	ABS	AAA	NR	254683CR4	10,000,000	9,998,861	9,495,100	8,711	1.973
U.S. Treasury Note	1.125	2/28/2027	Tsy	AA+	Aaa	912828ZB9	40,000,000	41,122,773	36,129,600	191,436	0.536
U.S. Treasury Note	1.125	2/28/2027	Tsy	AA+	Aaa	912828ZB9	45,000,000	46,240,231	40,645,800	215,366	0.537
U.S. Treasury Note	1.125	2/28/2027	Tsy	AA+	Aaa	912828ZB9	10,000,000	10,248,539	9,032,400	47,859	0.594
U.S. Treasury Note	1.125	2/28/2027	Tsy	AA+	Aaa	912828ZB9	10,000,000	10,296,152	9,032,400	47,859	0.493
U.S. Treasury Note	1.125	2/28/2027	Tsy	AA+	Aaa	912828ZB9	35,000,000	35,168,533	31,613,400	167,507	1.021
U.S. Treasury Note	1.125	2/28/2027	Tsy	AA+	Aaa	912828ZB9	40,000,000	40,189,277	36,129,600	191,436	1.021
U.S. Treasury Note	1.125	2/28/2027	Tsy	AA+	Aaa	912828ZB9	20,000,000	20,233,787	18,064,800	95,718	0.869
American Express	2.550	3/4/2027	Corp	BBB+	A2	025816CS6	10,000,000	9,990,700	9,254,500	104,125	2.570
American Express Credit Card ABS	2.210	3/15/2027	ABS	NR	Aaa	02589BAA8	11,250,000	11,249,422	10,717,313	11,050	2.222
Capital One Credit Card ABS	2.800	3/15/2027	ABS	AAA	NR	14041NFZ9	17,000,000	16,998,718	16,405,680	21,156	2.820
Berkshire Hathaway	2.300	3/15/2027	Corp	AA	Aa2	084664CZ2	25,000,000	24,995,250	23,500,000	217,222	2.304
U.S. Treasury Note	2.500	3/31/2027	Tsy	AA+	Aaa	91282CEF4	40,000,000	40,160,938	38,104,800	340,659	2.414
U.S. Treasury Note	0.625	3/31/2027	Tsy	AA+	Aaa	912828ZE3	30,000,000	30,197,942	26,463,300	63,874	0.482
U.S. Treasury Note	0.625	3/31/2027	Tsy	AA+	Aaa	912828ZE3	20,000,000	20,129,409	17,642,200	42,582	0.482
Amazon	3.300	4/13/2027	Corp	AA	A1	023135CF1	20,000,000	19,958,800	19,312,200	198,000	3.345
GM ABS	3.640	4/16/2027	ABS	NR	Aaa	36265WAD5	10,000,000	9,999,931	9,817,500	15,167	3.668
Northern Trust	4.000	5/10/2027	Corp	A+	A2	665859AW4	10,000,000	9,983,800	9,879,700	90,000	4.036
UnitedHealth Group	3.700	5/15/2027	Corp	A+	A3	91324PEG3	10,000,000	9,996,400	9,816,900	78,111	3.708
UnitedHealth Group	3.700	5/15/2027	Corp	A+	A3	91324PEG3	10,000,000	9,994,600	9,816,900	78,111	3.712
American Express Credit Card ABS	3.390	5/17/2027	ABS	AAA	NR	02582JIT8	20,000,000	19,995,576	19,526,600	30,133	3.423
Discover Card ABS	3.320	5/17/2027	ABS	NR	Aaa	254683CS2	10,000,000	9,999,187	9,744,300	14,756	3.346
U.S. Treasury Note	2.625	5/31/2027	Tsy	AA+	Aaa	91282CET4	75,000,000	74,343,750	71,748,000	340,745	2.814
U.S. Treasury Note	2.625	5/31/2027	Tsy	AA+	Aaa	91282CET4	60,000,000	58,914,844	57,398,400	272,596	3.019

\*MV w/o Accrued includes the Bank of New York Mellon accrued interest for treasury bills, discount notes, and commercial paper. Original Cost does not include accrued interest.



**Portfolio: Reserve 9218-2 (Cont.)**

Issuer	Coupon	Maturity	Type	S&P	Moody's	CUSIP	Par Value	Original Cost	MV w/o Accrued*	Accr Income	Yld Mat
U.S. Treasury Note	0.500	5/31/2027	Tsy	AA+	Aaa	912828ZS2	40,000,000	39,986,215	34,896,800	34,615	0.507
IBRD Note	3.125	6/15/2027	Supra	AAA	Aaa	459058KJ1	20,000,000	19,989,600	19,435,600	79,861	3.136
FFCB Note	0.760	6/24/2027	Agy	AA+	Aaa	3133ELN91	31,750,000	31,809,531	27,821,890	24,800	0.720
U.S. Treasury Note	3.250	6/30/2027	Tsy	AA+	Aaa	91282CEW7	25,000,000	25,233,398	24,533,250	71,823	3.047
U.S. Treasury Note	3.250	6/30/2027	Tsy	AA+	Aaa	91282CEW7	75,000,000	76,933,594	73,599,750	215,470	2.686
U.S. Treasury Note	0.500	6/30/2027	Tsy	AA+	Aaa	912828ZV5	25,000,000	25,020,227	21,774,500	11,050	0.483
U.S. Treasury Note	0.500	6/30/2027	Tsy	AA+	Aaa	912828ZV5	15,000,000	14,988,264	13,064,700	6,630	0.516
U.S. Treasury Note	0.500	6/30/2027	Tsy	AA+	Aaa	912828ZV5	5,000,000	5,025,683	4,354,900	2,210	0.393
U.S. Treasury Note	0.500	6/30/2027	Tsy	AA+	Aaa	912828ZV5	20,000,000	20,100,984	17,419,600	8,840	0.393
U.S. Treasury Note	0.500	6/30/2027	Tsy	AA+	Aaa	912828ZV5	25,000,000	25,123,900	21,774,500	11,050	0.393
U.S. Treasury Note	0.500	6/30/2027	Tsy	AA+	Aaa	912828ZV5	10,000,000	10,027,004	8,709,800	4,420	0.441
U.S. Treasury Note	0.500	6/30/2027	Tsy	AA+	Aaa	912828ZV5	15,000,000	15,040,459	13,064,700	6,630	0.441
U.S. Treasury Note	0.500	6/30/2027	Tsy	AA+	Aaa	912828ZV5	10,000,000	10,026,544	8,709,800	4,420	0.441
Discover Card ABS	3.560	7/15/2027	ABS	AAA	Aaa	254683CW3	10,000,000	9,998,759	9,789,300	15,822	3.592
IBM	4.150	7/27/2027	Corp	A-	A3	459200KT7	20,000,000	19,974,000	19,803,200	9,222	4.179
Intel	3.750	8/5/2027	Corp	A+	A1	458140BY5	20,000,000	19,979,200	19,521,800	366,667	3.773
Caterpillar	3.600	8/12/2027	Corp	A	A2	14913R3A3	10,000,000	9,995,500	9,738,600	169,000	3.610
U.S. Treasury Note	3.125	8/31/2027	Tsy	AA+	Aaa	91282CFH9	60,000,000	59,599,219	58,608,000	797,652	3.271
U.S. Treasury Note	0.500	8/31/2027	Tsy	AA+	Aaa	91282CAH4	25,000,000	25,042,025	21,674,750	53,177	0.464
U.S. Treasury Note	0.500	8/31/2027	Tsy	AA+	Aaa	91282CAH4	55,000,000	55,070,860	47,684,450	116,989	0.473
U.S. Treasury Note	0.500	8/31/2027	Tsy	AA+	Aaa	91282CAH4	35,000,000	35,067,666	30,344,650	74,448	0.459
Toyota ABS	5.300	9/15/2027	ABS	NR	Aaa	89239HAD0	19,000,000	18,998,125	19,318,630	44,756	5.363
Toyota ABS	4.630	9/15/2027	ABS	AAA	NR	891940AC2	10,000,000	9,999,995	10,011,100	1,286	4.675
Toyota	4.550	9/20/2027	Corp	A+	A1	89236TKJ3	10,000,000	9,990,300	10,073,100	165,569	4.572
U.S. Treasury Note	4.125	9/30/2027	Tsy	AA+	Aaa	91282CFM8	110,000,000	110,794,922	112,049,300	1,545,742	3.964
U.S. Treasury Note	4.125	10/31/2027	Tsy	AA+	Aaa	91282CFU0	20,000,000	19,861,719	20,381,200	211,948	4.280
U.S. Treasury Note	4.125	10/31/2027	Tsy	AA+	Aaa	91282CFU0	15,000,000	14,916,211	15,285,900	158,961	4.250
American Express	5.850	11/5/2027	Corp	BBB+	A2	025816DB2	10,000,000	9,992,800	10,559,400	136,500	5.867
Mercedes ABS	4.510	11/15/2027	ABS	AAA	NR	58770AAC7	5,250,000	5,249,370	5,240,813	3,946	4.558
Key Bank	5.850	11/15/2027	Corp	A-	A3	49327M3F9	5,000,000	4,991,650	5,231,350	61,750	5.889
U.S. Treasury Note	3.875	11/30/2027	Tsy	AA+	Aaa	91282CFZ9	80,000,000	79,634,375	80,787,200	536,538	3.977
Amazon	4.550	12/1/2027	Corp	AA	A1	023135CP9	15,000,000	14,991,300	15,164,850	113,750	4.563
U.S. Treasury Note	3.875	12/31/2027	Tsy	AA+	Aaa	91282CGC9	50,000,000	49,687,500	50,484,500	171,271	4.014
PACCAR	4.600	1/10/2028	Corp	A+	A1	69371RS31	15,000,000	14,974,800	15,183,600	40,250	4.638

\*MV w/o Accrued includes the Bank of New York Mellon accrued interest for treasury bills, discount notes, and commercial paper. Original Cost does not include accrued interest.

**Portfolio: Reserve 9218-2 (Cont.)**

Issuer	Coupon	Maturity	Type	S&P	Moody's	CUSIP	Par Value	Original Cost	MV w/o Accrued*	Accr Income	Yld Mat
IADB Note	4.000	1/12/2028	Supra	AAA	Aaa	4581X0EH7	10,000,000	9,959,700	10,123,400	21,111	4.090
U.S. Treasury Note	0.750	1/31/2028	Tsy	AA+	Aaa	91282CBJ9	65,000,000	64,966,765	56,453,800	1,347	0.760
U.S. Treasury Note	0.750	1/31/2028	Tsy	AA+	Aaa	91282CBJ9	10,000,000	9,887,152	8,685,200	207	0.978
IBM	4.500	2/6/2028	Corp	A-	A3	459200KX8	10,000,000	9,984,500	10,023,699	0	4.535
<b>Total</b>		<b>2.861</b>					<b>7,106,955,734</b>	<b>7,163,322,758</b>	<b>6,748,569,753</b>	<b>35,105,746</b>	<b>1.961</b>

**Portfolio: Extended Reserve 9218-5**

**Date: 1/31/23**

Issuer	Coupon	Maturity	Type	S&P	Moody's	CUSIP	Par Value	Original Cost	MV w/o Accrued*	Accr Income	Yld Mat
U.S. Treasury Note	1.250	3/31/2028	Tsy	AA+	Aaa	91282CBS9	150,000,000	148,628,906	133,165,500	638,736	1.388
U.S. Treasury Note	1.250	4/30/2028	Tsy	AA+	Aaa	91282CBZ3	100,000,000	99,554,688	88,645,000	321,133	1.317
U.S. Treasury Note	1.250	4/30/2028	Tsy	AA+	Aaa	91282CBZ3	50,000,000	50,218,750	44,322,500	160,566	1.183
U.S. Treasury Note	2.875	5/15/2028	Tsy	AA+	Aaa	9128284N7	15,000,000	14,997,656	14,433,450	92,921	2.878
U.S. Treasury Note	2.875	5/15/2028	Tsy	AA+	Aaa	9128284N7	50,000,000	49,451,172	48,111,500	309,738	3.078
FFCB Note	1.000	5/22/2028	Agy	AA+	Aaa	3133ELZX5	17,200,000	17,212,040	14,910,852	32,967	0.991
U.S. Treasury Note	1.250	6/30/2028	Tsy	AA+	Aaa	91282CCH2	100,000,000	100,257,813	88,336,000	110,497	1.211
U.S. Treasury Note	1.250	6/30/2028	Tsy	AA+	Aaa	91282CCH2	65,000,000	66,142,578	57,418,400	71,823	0.986
FFCB Note	0.820	7/14/2028	Agy	AA+	Aaa	3133ELU44	12,000,000	12,013,272	10,262,880	4,647	0.806
U.S. Treasury Note	1.125	8/31/2028	Tsy	AA+	Aaa	91282CCV1	90,000,000	90,333,984	78,626,700	430,732	1.070
U.S. Treasury Note	1.250	9/30/2028	Tsy	AA+	Aaa	91282CCY5	34,000,000	33,802,109	29,866,960	144,780	1.337
U.S. Treasury Note	1.375	10/31/2028	Tsy	AA+	Aaa	91282CDF5	50,000,000	49,691,406	44,166,000	176,623	1.468
U.S. Treasury Note	3.125	11/15/2028	Tsy	AA+	Aaa	9128285M8	45,000,000	44,583,398	43,776,450	303,004	3.291
U.S. Treasury Note	1.500	11/30/2028	Tsy	AA+	Aaa	91282CDL2	45,000,000	45,305,859	39,985,200	116,827	1.398
U.S. Treasury Note	1.500	11/30/2028	Tsy	AA+	Aaa	91282CDL2	75,000,000	75,231,445	66,642,000	194,712	1.453
U.S. Treasury Note	1.750	1/31/2029	Tsy	AA+	Aaa	91282CDW8	50,000,000	50,003,906	44,969,000	2,417	1.749
U.S. Treasury Note	1.875	2/28/2029	Tsy	AA+	Aaa	91282CEB3	100,000,000	100,210,938	90,504,000	797,652	1.843
U.S. Treasury Note	2.375	3/31/2029	Tsy	AA+	Aaa	91282CEE7	50,000,000	49,921,875	46,547,000	404,533	2.399
U.S. Treasury Note	2.750	5/31/2029	Tsy	AA+	Aaa	91282CES6	25,000,000	24,817,383	23,771,500	118,990	2.866
U.S. Treasury Note	2.750	5/31/2029	Tsy	AA+	Aaa	91282CES6	110,000,000	107,825,781	104,594,600	523,558	3.067
U.S. Treasury Note	3.250	6/30/2029	Tsy	AA+	Aaa	91282CEV9	25,000,000	25,894,531	24,465,750	71,823	2.679
FFCB Note	1.000	7/9/2029	Agy	AA+	Aaa	3133EL596	10,000,000	9,990,550	8,384,300	6,111	1.011
U.S. Treasury Note	1.625	8/15/2029	Tsy	AA+	Aaa	912828YB0	75,000,000	80,405,273	66,659,250	563,010	0.775
U.S. Treasury Note	1.625	8/15/2029	Tsy	AA+	Aaa	912828YB0	10,000,000	10,751,953	8,887,900	75,068	0.738
U.S. Treasury Note	1.625	8/15/2029	Tsy	AA+	Aaa	912828YB0	75,000,000	76,218,750	66,659,250	563,010	1.414

\*MV w/o Accrued includes the Bank of New York Mellon accrued interest for treasury bills, discount notes, and commercial paper. Original Cost does not include accrued interest.

**Portfolio: Extended Reserve 9218-5 (Cont.)**

Issuer	Coupon	Maturity	Type	S&P	Moody's	CUSIP	Par Value	Original Cost	MV w/o Accrued*	Accr Income	Yld Mat
U.S. Treasury Note	4.000	10/31/2029	Tsy	AA+	Aaa	91282CFT3	75,000,000	74,384,766	76,725,750	770,718	4.136
U.S. Treasury Note	1.750	11/15/2029	Tsy	AA+	Aaa	91282YS3	88,000,000	87,814,375	78,718,640	331,823	1.773
U.S. Treasury Note	1.750	11/15/2029	Tsy	AA+	Aaa	91282YS3	31,000,000	33,591,406	27,730,430	116,892	0.790
U.S. Treasury Note	1.750	11/15/2029	Tsy	AA+	Aaa	91282YS3	50,000,000	51,238,281	44,726,500	188,536	1.438
U.S. Treasury Note	1.750	11/15/2029	Tsy	AA+	Aaa	91282YS3	30,000,000	31,539,844	26,835,900	113,122	1.100
U.S. Treasury Note	3.875	11/30/2029	Tsy	AA+	Aaa	91282CFY2	40,000,000	39,962,500	40,643,600	268,269	3.890
U.S. Treasury Note	1.500	2/15/2030	Tsy	AA+	Aaa	912828Z94	1,000,000	1,048,203	875,820	6,929	0.990
U.S. Treasury Note	1.500	2/15/2030	Tsy	AA+	Aaa	912828Z94	5,000,000	5,388,672	4,379,100	34,647	0.684
U.S. Treasury Note	1.500	2/15/2030	Tsy	AA+	Aaa	912828Z94	4,000,000	4,343,438	3,503,280	27,717	0.602
U.S. Treasury Note	1.500	2/15/2030	Tsy	AA+	Aaa	912828Z94	15,000,000	16,081,641	13,137,300	103,940	0.738
U.S. Treasury Note	1.500	2/15/2030	Tsy	AA+	Aaa	912828Z94	9,000,000	9,738,281	7,882,380	62,364	0.638
U.S. Treasury Note	1.500	2/15/2030	Tsy	AA+	Aaa	912828Z94	11,000,000	11,959,922	9,634,020	76,223	0.582
U.S. Treasury Note	1.500	2/15/2030	Tsy	AA+	Aaa	912828Z94	10,000,000	10,734,766	8,758,200	69,293	0.720
U.S. Treasury Note	1.500	2/15/2030	Tsy	AA+	Aaa	912828Z94	10,000,000	10,442,969	8,758,200	69,293	0.986
U.S. Treasury Note	1.500	2/15/2030	Tsy	AA+	Aaa	912828Z94	65,000,000	65,076,172	56,928,300	450,408	1.486
U.S. Treasury Note	1.500	2/15/2030	Tsy	AA+	Aaa	912828Z94	20,000,000	20,228,906	17,516,400	138,587	1.359
FFCB Note	1.300	5/13/2030	Agy	AA+	Aaa	3133ELYY4	15,000,000	15,012,240	12,532,500	42,250	1.291
U.S. Treasury Note	0.625	5/15/2030	Tsy	AA+	Aaa	912828ZQ6	20,000,000	19,935,938	16,324,200	26,934	0.658
U.S. Treasury Note	0.625	5/15/2030	Tsy	AA+	Aaa	912828ZQ6	5,000,000	4,883,203	4,081,050	6,733	0.871
U.S. Treasury Note	0.625	5/15/2030	Tsy	AA+	Aaa	912828ZQ6	10,000,000	9,976,953	8,162,100	13,467	0.649
U.S. Treasury Note	0.625	5/15/2030	Tsy	AA+	Aaa	912828ZQ6	12,000,000	11,935,313	9,794,520	16,160	0.682
FNMA Note	0.875	8/5/2030	Agy	AA+	Aaa	3135G05Q2	10,000,000	9,924,800	8,175,000	42,778	0.954
FNMA Note	0.875	8/5/2030	Agy	AA+	Aaa	3135G05Q2	10,000,000	9,924,800	8,175,000	42,778	0.954
FNMA Note	0.875	8/5/2030	Agy	AA+	Aaa	3135G05Q2	20,000,000	19,783,800	16,350,000	85,556	0.989
U.S. Treasury Note	0.625	8/15/2030	Tsy	AA+	Aaa	91282CAE1	18,000,000	17,875,547	14,621,580	51,970	0.697
U.S. Treasury Note	0.625	8/15/2030	Tsy	AA+	Aaa	91282CAE1	5,000,000	4,968,359	4,061,550	14,436	0.691
U.S. Treasury Note	0.625	8/15/2030	Tsy	AA+	Aaa	91282CAE1	16,000,000	15,919,375	12,996,960	46,196	0.677
U.S. Treasury Note	0.625	8/15/2030	Tsy	AA+	Aaa	91282CAE1	20,000,000	19,889,063	16,246,200	57,745	0.683
U.S. Treasury Note	0.875	11/15/2030	Tsy	AA+	Aaa	91282CAV3	50,000,000	50,136,719	41,226,500	94,268	0.846
U.S. Treasury Note	0.875	11/15/2030	Tsy	AA+	Aaa	91282CAV3	21,000,000	20,922,070	17,315,130	39,593	0.914
U.S. Treasury Note	1.125	2/15/2031	Tsy	AA+	Aaa	91282CBL4	61,000,000	58,950,781	51,228,410	317,018	1.489
U.S. Treasury Note	1.125	2/15/2031	Tsy	AA+	Aaa	91282CBL4	15,000,000	14,194,922	12,597,150	77,955	1.718
U.S. Treasury Note	1.125	2/15/2031	Tsy	AA+	Aaa	91282CBL4	5,000,000	4,772,461	4,199,050	25,985	1.630
U.S. Treasury Note	1.625	5/15/2031	Tsy	AA+	Aaa	91282CCB5	65,000,000	64,824,805	56,418,050	227,590	1.654
U.S. Treasury Note	1.625	5/15/2031	Tsy	AA+	Aaa	91282CCB5	25,000,000	25,079,102	21,699,250	87,535	1.590
U.S. Treasury Note	1.625	5/15/2031	Tsy	AA+	Aaa	91282CCB5	10,000,000	10,010,547	8,679,700	35,014	1.613

\*MV w/o Accrued includes the Bank of New York Mellon accrued interest for treasury bills, discount notes, and commercial paper. Original Cost does not include accrued interest.

**Portfolio: Extended Reserve 9218-5 (Cont.)**

Issuer	Coupon	Maturity	Type	S&P	Moody's	CUSIP	Par Value	Original Cost	MV w/o Accrued*	Accr Income	Yld Mat
U.S. Treasury Note	1.625	5/15/2031	Tsy	AA+	Aaa	91282CCB5	15,000,000	15,545,508	13,019,550	52,521	1.229
U.S. Treasury Note	1.625	5/15/2031	Tsy	AA+	Aaa	91282CCB5	26,000,000	26,274,219	22,567,220	91,036	1.507
U.S. Treasury Note	1.625	5/15/2031	Tsy	AA+	Aaa	91282CCB5	10,000,000	10,101,172	8,679,700	35,014	1.509
FFCB Note	3.150	6/2/2031	Agy	AA+	Aaa	3133ENXY1	20,000,000	19,826,200	18,816,200	103,250	3.262
U.S. Treasury Note	1.250	8/15/2031	Tsy	AA+	Aaa	91282CCS8	60,000,000	59,798,438	50,224,200	346,467	1.286
U.S. Treasury Note	1.250	8/15/2031	Tsy	AA+	Aaa	91282CCS8	50,000,000	48,566,406	41,853,500	288,723	1.567
FFCB Note	1.400	8/25/2031	Agy	AA+	Aaa	3133EM3H3	14,750,000	14,743,215	11,987,325	89,483	1.405
TVA Note	1.500	9/15/2031	Agy	AA+	Aaa	880591EX6	10,000,000	9,998,200	8,156,100	56,667	1.502
U.S. Treasury Note	1.375	11/15/2031	Tsy	AA+	Aaa	91282CDJ7	52,000,000	51,540,938	43,722,640	154,061	1.471
U.S. Treasury Note	1.375	11/15/2031	Tsy	AA+	Aaa	91282CDJ7	35,000,000	33,718,945	29,428,700	103,695	1.784
U.S. Treasury Note	1.875	2/15/2032	Tsy	AA+	Aaa	91282CDY4	15,000,000	15,003,516	13,126,200	129,925	1.872
U.S. Treasury Note	2.875	5/15/2032	Tsy	AA+	Aaa	91282CEP2	40,000,000	39,473,438	37,987,600	247,790	3.029
U.S. Treasury Note	2.875	5/15/2032	Tsy	AA+	Aaa	91282CEP2	25,000,000	25,505,859	23,742,250	154,869	2.639
U.S. Treasury Note	2.875	5/15/2032	Tsy	AA+	Aaa	91282CEP2	15,000,000	15,311,719	14,245,350	92,921	2.632
U.S. Treasury Note	2.750	8/15/2032	Tsy	AA+	Aaa	91282CFF3	30,000,000	29,055,469	28,148,400	381,114	3.120
U.S. Treasury Note	2.750	8/15/2032	Tsy	AA+	Aaa	91282CFF3	35,000,000	32,180,859	32,839,800	444,633	3.733
U.S. Treasury Note	2.750	8/15/2032	Tsy	AA+	Aaa	91282CFF3	20,000,000	17,919,531	18,765,600	254,076	4.047
FFCB Note	3.500	9/1/2032	Agy	AA+	Aaa	3133ENJ92	10,000,000	9,921,300	9,577,100	145,833	3.594
U.S. Treasury Note	4.125	11/15/2032	Tsy	AA+	Aaa	91282CFV8	25,000,000	25,722,656	26,226,500	222,203	3.774
U.S. Treasury Note	4.125	11/15/2032	Tsy	AA+	Aaa	91282CFV8	45,000,000	45,894,727	47,207,700	399,965	3.880
U.S. Treasury Note	4.125	11/15/2032	Tsy	AA+	Aaa	91282CFV8	35,000,000	36,673,438	36,717,100	311,084	3.542
<b>Total</b>		<b>6.916</b>					<b>2,892,950,000</b>	<b>2,898,736,706</b>	<b>2,596,788,397</b>	<b>14,521,929</b>	<b>1.866</b>

**Portfolio: Wastewater 208**

**Date: 1/31/23**

Issuer	Coupon	Maturity	Type	S&P	Moody's	CUSIP	Par Value	Original Cost	MV w/o Accrued*	Accr Income	Yld Mat
Bk of New York Mellon - Sweep	4.190	2/1/2023	MMF	AAAm	Aaa-mf		735	735	735	5	4.248
FNMA DN	0.000	2/7/2023	Agy	A-1+	P-1	313588BP9	45,022,000	44,911,696	44,988,234	0	4.328
Landesbank Baden-Wurt	0.000	2/14/2023	CP	NR	P-1	5148X1PE7	10,024,000	10,000,405	10,006,462	0	4.596
U.S. Treasury Bill	0.000	2/14/2023	Tsy	A-1+	P-1	912796ZU6	52,140,000	52,007,391	52,059,704	0	4.493
U.S. Treasury Note	2.000	2/15/2023	Tsy	AA+	Aaa	912828UN8	5,512,000	5,275,156	5,506,598	50,926	2.549
U.S. Treasury Bill	0.000	2/21/2023	Tsy	A-1+	P-1	912796Y60	29,537,000	29,461,137	29,464,634	0	4.538
U.S. Treasury Note	0.125	2/28/2023	Tsy	AA+	Aaa	91282CBN0	51,975,000	51,966,879	51,802,443	27,639	0.133
U.S. Treasury Note	1.500	3/31/2023	Tsy	AA+	Aaa	912828Q29	4,861,000	4,966,575	4,836,695	24,839	0.785

\*MV w/o Accrued includes the Bank of New York Mellon accrued interest for treasury bills, discount notes, and commercial paper. Original Cost does not include accrued interest.

**Portfolio: Wastewater 208 (Cont.)**

Issuer	Coupon	Maturity	Type	S&P	Moody's	CUSIP	Par Value	Original Cost	MV w/o Accrued*	Accr Income	Yld Mat
U.S. Treasury Bill	0.000	5/18/2023	Tsy	A-1+	P-1	912796W47	11,696,000	11,438,213	11,540,443	0	3.040
U.S. Treasury Bill	0.000	5/18/2023	Tsy	A-1+	P-1	912796W47	11,695,000	11,440,487	11,539,457	0	3.080
JPMorgan Securites	0.000	6/1/2023	CP	A-1	P-1	46590ET16	23,904,000	23,204,290	23,520,839	0	4.061
Toronto Dominion	0.000	6/1/2023	CP	A-1+	P-1	89116FT18	36,167,000	35,080,121	35,598,215	0	4.615
Toronto Dominion	0.000	6/1/2023	CP	A-1+	P-1	89116FT18	12,864,000	12,480,546	12,661,693	0	4.614
FHLB DN	0.000	6/1/2023	Agy	A-1+	P-1	313384GH6	11,730,000	11,439,741	11,545,722	0	3.175
FHLB DN	0.000	6/1/2023	Agy	A-1+	P-1	313384GH6	18,895,000	18,422,373	18,598,160	0	3.523
FHLB DN	0.000	6/1/2023	Agy	A-1+	P-1	313384GH6	14,671,000	14,299,722	14,440,519	0	3.592
FHLB DN	0.000	6/1/2023	Agy	A-1+	P-1	313384GH6	14,716,000	14,310,505	14,484,812	0	4.025
Canadian Imperial Bank	3.630	6/1/2023	CD	A-1	P-1	13606KLA2	20,000,000	20,000,000	19,920,400	369,050	3.680
Royal Bank of Canada	4.600	6/1/2023	CD	A-1+	P-1	78015JHW0	14,300,000	14,300,000	14,286,415	215,612	4.664
U.S. Treasury Note	0.125	7/15/2023	Tsy	AA+	Aaa	91282ZY9	5,768,000	5,603,747	5,648,372	339	3.014
U.S. Treasury Note	0.125	9/15/2023	Tsy	AA+	Aaa	91282CAK7	13,511,000	13,473,000	13,132,016	6,485	0.269
U.S. Treasury Note	0.125	10/15/2023	Tsy	AA+	Aaa	91282CAP6	5,119,000	5,108,402	4,955,653	1,916	0.195
U.S. Treasury Note	0.125	1/15/2024	Tsy	AA+	Aaa	91282CBE0	10,615,000	10,592,609	10,159,298	623	0.198
U.S. Treasury Note	0.125	1/15/2024	Tsy	AA+	Aaa	91282CBE0	6,000	5,987	5,742	0	0.198
U.S. Treasury Note	2.500	5/31/2024	Tsy	AA+	Aaa	91282CER8	16,620,000	16,568,063	16,164,944	71,913	2.662
FNMA Note	2.625	9/6/2024	Agy	AA+	Aaa	3135G0ZR7	8,768,000	8,900,844	8,527,757	92,703	2.441
FNMA Note	2.625	9/6/2024	Agy	AA+	Aaa	3135G0ZR7	8,654,000	8,662,299	8,416,880	91,498	2.613
U.S. Treasury Note	0.375	9/15/2024	Tsy	AA+	Aaa	91282CCX7	13,875,000	12,946,567	13,006,703	19,979	3.885
U.S. Treasury Note	2.000	2/15/2025	Tsy	AA+	Aaa	91282J27	14,700,000	14,949,785	14,069,517	135,815	1.792
U.S. Treasury Note	1.125	2/29/2028	Tsy	AA+	Aaa	91282CBP5	6,156,000	6,160,809	5,440,119	29,462	1.113
U.S. Treasury Note	1.500	2/15/2030	Tsy	AA+	Aaa	912828Z94	6,512,000	6,258,897	5,703,340	45,124	2.029
<b>Total</b>		<b>0.532</b>					<b>500,013,735</b>	<b>494,236,981</b>	<b>492,032,519</b>	<b>1,183,929</b>	<b>3.205</b>

**Portfolio: LA MICLA 2016 STLIG 26U**

**Date: 1/31/23**

Issuer	Coupon	Maturity	Type	S&P	Moody's	CUSIP	Par Value	Original Cost	MV w/o Accrued*	Accr Income	Yld Mat
Bk of New York Mellon - Sweep	4.190	2/1/2023	MMF	AAAm	Aaa-mf		122,237	122,237	122,237	432	4.248
<b>Total</b>		<b>0.003</b>					<b>122,237</b>	<b>122,237</b>	<b>122,237</b>	<b>432</b>	<b>4.248</b>

\*MV w/o Accrued includes the Bank of New York Mellon accrued interest for treasury bills, discount notes, and commercial paper. Original Cost does not include accrued interest.

**Portfolio: LA MICLA 2017 STLIG 26Y**

**Date: 1/31/23**

Issuer	Coupon	Maturity	Type	S&P	Moody's	CUSIP	Par Value	Original Cost	MV w/o Accrued*	Accr Income	Yld Mat
Bk of New York Mellon - Sweep	4.190	2/1/2023	MMF	AAAm	Aaa-mf		3,762,868	3,762,868	3,762,868	13,311	4.248
Total		<b>0.003</b>					<b>3,762,868</b>	<b>3,762,868</b>	<b>3,762,868</b>	<b>13,311</b>	<b>4.248</b>

**Portfolio: Batiquitos LT 72W**

**Date: 1/31/23**

Issuer	Coupon	Maturity	Type	S&P	Moody's	CUSIP	Par Value	Original Cost	MV w/o Accrued*	Accr Income	Yld Mat
Bk of New York Mellon - Sweep	4.190	2/1/2023	MMF	AAAm	Aaa-mf		220,261	220,261	220,261	779	4.248
U.S. Treasury Note	0.750	3/31/2026	Tsy	AA+	Aaa	91282CBT7	286,000	285,084	259,848	731	0.816
FNMA Note	2.125	4/24/2026	Agy	AA+	Aaa	3135G0K36	6,342,000	6,025,369	6,008,347	36,312	2.732
FNMA Note	2.125	4/24/2026	Agy	AA+	Aaa	3135G0K36	70,000	67,642	66,317	401	2.546
FNMA Note	2.125	4/24/2026	Agy	AA+	Aaa	3135G0K36	71,000	68,672	67,265	407	2.557
FNMA Note	2.125	4/24/2026	Agy	AA+	Aaa	3135G0K36	74,000	68,751	70,107	424	3.135
FNMA Note	2.125	4/24/2026	Agy	AA+	Aaa	3135G0K36	75,000	69,725	71,054	429	3.187
FNMA Note	2.125	4/24/2026	Agy	AA+	Aaa	3135G0K36	72,000	70,128	68,212	412	2.533
Total		<b>3.124</b>					<b>7,210,261</b>	<b>6,875,633</b>	<b>6,831,411</b>	<b>39,895</b>	<b>2.711</b>

**Portfolio: Harbor Emergency FD 751**

**Date: 1/31/23**

Issuer	Coupon	Maturity	Type	S&P	Moody's	CUSIP	Par Value	Original Cost	MV w/o Accrued*	Accr Income	Yld Mat
Bk of New York Mellon - Sweep	4.190	2/1/2023	MMF	AAAm	Aaa-mf		297	297	297	1	4.248
FHLB DN	0.000	3/2/2023	Agy	A-1+	P-1	313384CN7	3,227,000	3,174,780	3,215,125	0	3.459
U.S. Treasury Bill	0.000	5/25/2023	Tsy	A-1+	P-1	912796ZF9	48,968,000	47,874,588	48,266,289	0	4.748
Total		<b>0.298</b>					<b>52,195,297</b>	<b>51,049,665</b>	<b>51,481,710</b>	<b>1</b>	<b>4.668</b>

\*MV w/o Accrued includes the Bank of New York Mellon accrued interest for treasury bills, discount notes, and commercial paper. Original Cost does not include accrued interest.

**Portfolio: Harbor Foods Restoration 70L**

**Date: 1/31/23**

Issuer	Coupon	Maturity	Type	S&P	Moody's	CUSIP	Par Value	Original Cost	MV w/o Accrued*	Accr Income	Yld Mat
Bk of New York Mellon - Sweep	4.190	2/1/2023	MMF	AAAm	Aaa-mf		588	588	588	3	4.248
U.S. Treasury Bill	0.000	5/25/2023	Tsy	A-1+	P-1	912796ZF9	615,000	601,284	606,187	0	4.742
<b>Total</b>		<b>0.312</b>					<b>615,588</b>	<b>601,873</b>	<b>606,775</b>	<b>3</b>	<b>4.742</b>

**Portfolio: City of LA DWP PRB 2010C J7D**

**Date: 1/31/23**

Issuer	Coupon	Maturity	Type	S&P	Moody's	CUSIP	Par Value	Original Cost	MV w/o Accrued*	Accr Income	Yld Mat
Bk of New York Mellon - Sweep	4.190	2/1/2023	MMF	AAAm	Aaa-mf		120,491	120,491	120,491	426	4.198
U.S. Treasury Note	2.250	3/31/2024	Tsy	AA+	Aaa	91282CEG2	536,000	532,441	521,094	4,108	2.604
U.S. Treasury Note	0.750	3/31/2026	Tsy	AA+	Aaa	91282CBT7	504,000	502,425	457,914	1,288	0.815
FNMA Note	2.125	4/24/2026	Agy	AA+	Aaa	3135G0K36	10,720,000	9,978,262	10,156,021	61,379	2.978
FNMA Note	2.125	4/24/2026	Agy	AA+	Aaa	3135G0K36	118,000	113,965	111,792	676	2.553
FNMA Note	2.125	4/24/2026	Agy	AA+	Aaa	3135G0K36	5,024,000	4,963,586	4,759,687	28,766	2.279
FNMA Note	2.125	4/24/2026	Agy	AA+	Aaa	3135G0K36	174,000	168,921	164,846	996	2.509
FNMA Note	2.125	4/24/2026	Agy	AA+	Aaa	3135G0K36	5,126,000	4,983,343	4,856,321	29,350	2.496
FNMA Note	2.125	4/24/2026	Agy	AA+	Aaa	3135G0K36	242,000	224,979	229,268	1,386	3.126
FNMA Note	2.125	4/24/2026	Agy	AA+	Aaa	3135G0K36	5,315,000	4,977,179	5,035,378	30,432	3.041
FNMA Note	2.125	4/24/2026	Agy	AA+	Aaa	3135G0K36	7,000	6,555	6,632	40	3.041
FNMA Note	2.125	4/24/2026	Agy	AA+	Aaa	3135G0K36	305,000	283,549	288,954	1,746	3.187
FNMA Note	2.125	4/24/2026	Agy	AA+	Aaa	3135G0K36	5,288,000	4,983,914	5,009,798	30,277	3.002
FNMA Note	2.125	4/24/2026	Agy	AA+	Aaa	3135G0K36	354,000	344,796	335,376	2,027	2.533
FNMA Note	2.125	4/24/2026	Agy	AA+	Aaa	3135G0K36	4,962,000	4,984,061	4,700,949	28,411	2.055
FNMA Note	1.875	9/24/2026	Agy	AA+	Aaa	3135G0Q22	5,300,000	5,300,954	4,951,313	35,057	1.872
FNMA Note	1.875	9/24/2026	Agy	AA+	Aaa	3135G0Q22	5,547,000	5,965,688	5,182,063	36,691	0.574
U.S. Treasury Note	1.125	2/28/2027	Tsy	AA+	Aaa	912828ZB9	4,940,000	4,990,365	4,462,006	23,642	0.941
U.S. Treasury Note	0.500	5/31/2027	Tsy	AA+	Aaa	912828ZS2	5,025,000	5,001,249	4,383,911	4,349	0.575
U.S. Treasury Note	0.500	5/31/2027	Tsy	AA+	Aaa	912828ZS2	5,672,000	5,432,491	4,948,366	4,908	1.304
U.S. Treasury Note	2.625	5/31/2027	Tsy	AA+	Aaa	91282CET4	6,000,000	5,769,141	5,739,840	27,260	3.476
U.S. Treasury Note	2.625	5/31/2027	Tsy	AA+	Aaa	91282CET4	840,000	779,723	803,578	3,816	4.363
U.S. Treasury Note	2.625	5/31/2027	Tsy	AA+	Aaa	91282CET4	5,743,000	5,492,865	5,493,984	26,092	3.693
<b>Total</b>		<b>3.644</b>					<b>77,862,491</b>	<b>75,900,944</b>	<b>72,719,581</b>	<b>383,125</b>	<b>2.308</b>

\*MV w/o Accrued includes the Bank of New York Mellon accrued interest for treasury bills, discount notes, and commercial paper. Original Cost does not include accrued interest.

**Portfolio: LA City MICLA19 ST LGT FIN 27F**

**Date: 1/31/23**

Issuer	Coupon	Maturity	Type	S&P	Moody's	CUSIP	Par Value	Original Cost	MV w/o Accrued*	Accr Income	Yld Mat
Bk of New York Mellon - Sweep	4.190	2/1/2023	MMF	AAAm	Aaa-mf		7,139,572	7,139,572	7,139,572	25,547	4.248
Total		<b>0.003</b>					<b>7,139,572</b>	<b>7,139,572</b>	<b>7,139,572</b>	<b>25,547</b>	<b>4.248</b>

**Portfolio: City of LA DWP WRB 2022D M3E**

**Date: 1/31/23**

Issuer	Coupon	Maturity	Type	S&P	Moody's	CUSIP	Par Value	Original Cost	MV w/o Accrued*	Accr Income	Yld Mat
Bk of New York Mellon - Sweep	4.190	2/1/2023	MMF	AAAm	Aaa-mf		310	310	310	51,048	4.248
FHLB DN	0.000	2/28/2023	Agy	A-1+	P-1	313384CL1	100,000,000	99,256,000	99,664,000	0	4.474
FNMA DN	0.000	3/30/2023	Agy	A-1+	P-1	313588DS1	64,149,000	63,686,414	63,685,844	0	4.556
U.S. Treasury Bill	0.000	3/30/2023	Tsy	A-1+	P-1	912796YM5	25,865,000	25,582,888	25,680,583	0	4.436
Total		<b>0.116</b>					<b>190,014,310</b>	<b>188,525,612</b>	<b>189,030,737</b>	<b>51,048</b>	<b>4.496</b>

**Portfolio: LA City MICLA20 STLGTS FIN 27J**

**Date: 1/31/23**

Issuer	Coupon	Maturity	Type	S&P	Moody's	CUSIP	Par Value	Original Cost	MV w/o Accrued*	Accr Income	Yld Mat
Bk of New York Mellon - Sweep	4.190	2/1/2023	MMF	AAAm	Aaa-mf		5,789,881	5,789,881	5,789,881	20,487	4.248
Total		<b>0.003</b>					<b>5,789,881</b>	<b>5,789,881</b>	<b>5,789,881</b>	<b>20,487</b>	<b>4.248</b>

\*MV w/o Accrued includes the Bank of New York Mellon accrued interest for treasury bills, discount notes, and commercial paper. Original Cost does not include accrued interest.



MONTHLY TRANSACTIONS

**Portfolio: Reserve 9218-2**

Issuer	Side	Type	CUSIP	Trade Date	Settlement Date	Maturity Date	Par Value
PACCAR	Buy	Corp	69371RS31	1/4/2023	1/10/2023	1/10/2028	15,000,000
U.S. Treasury Bill	Buy	Tsy	912796ZN2	1/5/2023	1/6/2023	12/28/2023	15,000,000
IADB Note	Buy	Supra	4581X0EH7	1/5/2023	1/12/2023	1/12/2028	10,000,000
Toyota	Buy	Corp	89236TKN4	1/9/2023	1/12/2023	1/10/2025	15,000,000
GM ABS	Buy	ABS	38013JAB9	1/9/2023	1/18/2023	3/16/2026	7,500,000
Mercedes ABS	Buy	ABS	58770AAC7	1/18/2023	1/25/2023	11/15/2027	5,250,000
Toyota ABS	Buy	ABS	891940AC2	1/24/2023	1/30/2023	9/15/2027	10,000,000
IBM	Buy	Corp	459200KX8	1/30/2023	2/6/2023	2/6/2028	10,000,000
U.S. Treasury Bill	Transfer Out	Tsy	912796ZN2	1/31/2023	1/31/2023	12/28/2023	15,000,000
Toyota	Transfer Out	Corp	89236TFS9	1/31/2023	1/31/2023	1/8/2024	10,000,000
John Deere	Transfer Out	Corp	24422EUR8	1/31/2023	1/31/2023	1/10/2024	10,000,000
Toyota	Transfer Out	Corp	89236THU2	1/31/2023	1/31/2023	1/11/2024	15,000,000
IADB Note	Transfer Out	Supra	4581X0DF2	1/31/2023	1/31/2023	1/16/2024	25,000,000
Citibank	Transfer Out	Corp	17325FAS7	1/31/2023	1/31/2023	1/23/2024	10,000,000
IFC Note	Transfer Out	Supra	45950VRB4	1/31/2023	1/31/2023	1/26/2024	55,000,000
U.S. Treasury Note	Transfer Out	Tsy	91282CDV0	1/31/2023	1/31/2023	1/31/2024	60,000,000
U.S. Treasury Note	Transfer Out	Tsy	9128285Z9	1/31/2023	1/31/2023	1/31/2024	40,000,000

**Portfolio: Core 9218-1**

Issuer	Side	Type	Cusip	Trade Date	Settlement Date	Maturity Date	Par Value
Landesbank Baden-Wurt	Buy	CP	5148X1NS8	1/3/2023	1/3/2023	1/26/2023	113,960,000
Sumitomo Mitsui	Buy	CP	86563HRK8	1/3/2023	1/3/2023	4/19/2023	150,000,000
Landesbank Baden-Wurt	Buy	CP	5148X1Q89	1/3/2023	1/3/2023	3/8/2023	120,000,000
Landesbank Baden-Wurt	Buy	CP	5148X1ND1	1/4/2023	1/4/2023	1/13/2023	70,431,000
Landesbank Baden-Wurt	Buy	CP	5148X1NB5	1/4/2023	1/4/2023	1/11/2023	20,000,000
FHLMC DN	Buy	Agy	313396AJ2	1/4/2023	1/4/2023	1/9/2023	25,000,000
Landesbank Baden-Wurt	Buy	CP	5148X1P98	1/5/2023	1/5/2023	2/9/2023	35,081,000
Landesbank Baden-Wurt	Buy	CP	5148X1PP2	1/9/2023	1/9/2023	2/23/2023	40,670,000
Prudential Funding	Buy	CP	74433HNT7	1/9/2023	1/9/2023	1/27/2023	20,000,000
Siemens Capital	Buy	CP	82619UQ72	1/9/2023	1/9/2023	3/7/2023	25,000,000
BNP Paribas	Buy	CP	09659CNC8	1/10/2023	1/10/2023	1/12/2023	20,960,000
Landesbank Baden-Wurt	Buy	CP	5148X1NR0	1/11/2023	1/11/2023	1/25/2023	34,800,000
BNP Paribas	Buy	CP	09659CND6	1/11/2023	1/11/2023	1/13/2023	25,000,000
Landesbank Baden-Wurt	Buy	CP	5148X1NR0	1/13/2023	1/13/2023	1/25/2023	50,465,000

**Portfolio: Core 9218-1 (Cont.)**

<b>Issuer</b>	<b>Side</b>	<b>Type</b>	<b>Cusip</b>	<b>Trade Date</b>	<b>Settlement Date</b>	<b>Maturity Date</b>	<b>Par Value</b>
Natl Securities Clearing	Buy	CP	63763QQP5	1/17/2023	1/17/2023	3/23/2023	74,000,000
Landesbank Baden-Wurt	Buy	CP	5148X1R62	1/17/2023	1/17/2023	4/6/2023	100,000,000
FHLB DN	Buy	Agy	313384DY2	1/18/2023	1/18/2023	4/5/2023	51,650,000
FHLB DN	Buy	Agy	313384DS5	1/18/2023	1/18/2023	3/30/2023	50,000,000
FNMA DN	Buy	Agy	313588DA0	1/19/2023	1/19/2023	3/14/2023	55,001,000
Mizuho Bank	Buy	CP	60689GSR8	1/20/2023	1/20/2023	5/25/2023	50,000,000
Sumitomo Mitsui	Buy	CP	86563HS43	1/20/2023	1/20/2023	5/4/2023	85,000,000
Sumitomo Mitsui	Buy	CP	86563HS27	1/20/2023	1/20/2023	5/2/2023	75,000,000
FHLB DN	Buy	Agy	313384EF2	1/20/2023	1/20/2023	4/12/2023	80,000,000
FHLB DN	Buy	Agy	313384BB4	1/20/2023	1/20/2023	1/26/2023	30,000,000
FHLB DN	Buy	Agy	313384FS3	1/20/2023	1/20/2023	5/17/2023	160,000,000
BNP Paribas	Buy	CP	09659CNS3	1/23/2023	1/23/2023	1/26/2023	30,045,000
BNP Paribas	Buy	CP	09659CNR5	1/23/2023	1/23/2023	1/25/2023	40,000,000
Landesbank Baden-Wurt	Buy	CP	5148X1T11	1/24/2023	1/24/2023	6/1/2023	50,000,000
FHLB DN	Buy	Agy	313384EM7	1/24/2023	1/24/2023	4/18/2023	42,225,000
FNMA DN	Buy	Agy	313588BJ3	1/25/2023	1/25/2023	2/2/2023	38,500,000
Landesbank Baden-Wurt	Buy	CP	5148X1QM8	1/26/2023	1/26/2023	3/21/2023	45,087,000
Mizuho Bank	Buy	CP	60689GT14	1/27/2023	1/27/2023	6/1/2023	136,027,000
FHLB DN	Buy	Agy	313384GW3	1/30/2023	1/30/2023	6/14/2023	59,709,000
FHLB DN	Buy	Agy	313384FM6	1/31/2023	1/31/2023	5/12/2023	76,259,000
U.S. Treasury Bill	Transfer In	Tsy	912796ZN2	1/31/2023	1/31/2023	12/28/2023	15,000,000
Toyota	Transfer In	Corp	89236TFS9	1/31/2023	1/31/2023	1/8/2024	10,000,000
John Deere	Transfer In	Corp	24422EUR8	1/31/2023	1/31/2023	1/10/2024	10,000,000
Toyota	Transfer In	Corp	89236THU2	1/31/2023	1/31/2023	1/11/2024	15,000,000
IADB Note	Transfer In	Supra	4581X0DF2	1/31/2023	1/31/2023	1/16/2024	25,000,000
Citibank	Transfer In	Corp	17325FAS7	1/31/2023	1/31/2023	1/23/2024	10,000,000
IFC Note	Transfer In	Supra	45950VRB4	1/31/2023	1/31/2023	1/26/2024	55,000,000
U.S. Treasury Note	Transfer In	Tsy	91282CDV0	1/31/2023	1/31/2023	1/31/2024	60,000,000
U.S. Treasury Note	Transfer In	Tsy	9128285Z9	1/31/2023	1/31/2023	1/31/2024	40,000,000

**Portfolio: Extended Reserve 9218-5**

<b>Issuer</b>	<b>Side</b>	<b>Type</b>	<b>Cusip</b>	<b>Trade Date</b>	<b>Settlement Date</b>	<b>Maturity Date</b>	<b>Par Value</b>
U.S. Treasury Note	Buy	Tsy	91282CFV8	1/31/2023	2/1/2023	11/15/2032	35,000,000

**Portfolio: Wastewater 208**

<b>Issuer</b>	<b>Side</b>	<b>Type</b>	<b>Cusip</b>	<b>Trade Date</b>	<b>Settlement Date</b>	<b>Maturity Date</b>	<b>Par Value</b>
Landesbank Baden-Wurt	Buy	CP	5148X1NQ2	1/3/2023	1/3/2023	1/24/2023	40,470,000
FNMA DN	Buy	Agy	313588BG9	1/5/2023	1/5/2023	1/31/2023	14,542,000
Prudential Funding	Buy	CP	74433HNNX8	1/10/2023	1/10/2023	1/31/2023	20,388,000
U.S. Treasury Bill	Buy	Tsy	912796ZM4	1/12/2023	1/12/2023	1/31/2023	14,531,000
FNMA DN	Buy	Agy	313588BP9	1/17/2023	1/17/2023	2/7/2023	45,022,000
U.S. Treasury Bill	Buy	Tsy	912796ZU6	1/24/2023	1/24/2023	2/14/2023	52,140,000
Landesbank Baden-Wurt	Buy	CP	5148X1PE7	1/26/2023	1/26/2023	2/14/2023	10,024,000
U.S. Treasury Bill	Buy	Tsy	912796Y60	1/31/2023	1/31/2023	2/21/2023	29,537,000

**Portfolio: DWP WRB 2022D M3E**

<b>Issuer</b>	<b>Side</b>	<b>Type</b>	<b>Cusip</b>	<b>Trade Date</b>	<b>Settlement Date</b>	<b>Maturity Date</b>	<b>Par Value</b>
Sumitomo Mitsui	Buy	CP	86563HNNW6	1/3/2023	1/3/2023	1/30/2023	20,000,000
Landesbank Baden-Wurt	Buy	CP	5148X1NW9	1/3/2023	1/3/2023	1/30/2023	20,000,000
Florida Power & Light	Buy	CP	34108BNW1	1/3/2023	1/3/2023	1/30/2023	20,000,000
Hershey	Buy	CP	42786UNW1	1/9/2023	1/9/2023	1/30/2023	20,000,000
FFCB DN	Buy	Agy	313312BF6	1/9/2023	1/9/2023	1/30/2023	20,000,000
FNMA DN	Buy	Agy	313588DS1	1/30/2023	1/30/2023	3/30/2023	64,149,000

**CITY OF LOS ANGELES  
 OFFICE OF FINANCE  
 AUTHORIZED DEALERS AND ISSUERS**

**PRIMARY DEALERS**

1. AMHERST PIERPONT SECURITIES LLC
2. BANK OF NOVA SCOTIA, NEW YORK AGENCY
3. BARCLAYS CAPITAL INC
4. BMO CAPITAL MARKETS CORP
5. BNP PARIBAS SECURITIES CORP
6. BofA SECURITIES, INC
7. CANTOR FITZGERALD & CO
8. CITIGROUP GLOBAL MARKETS INC
9. CREDIT SUISSE SECURITIES (USA) LLC
10. DAIWA CAPITAL MARKETS AMERICA INC
11. DEUTSCHE BANK SECURITIES INC
12. HSBC SECURITIES (USA) INC

13. JEFFERIES LLC
14. JP MORGAN SECURITIES, INC
15. MIZUHO SECURITIES USA INC
16. MORGAN STANLEY & CO LLC
17. NATWEST MARKETS SECURITIES INC
18. NOMURA AMERICA FINANCE LLC
19. RBC CAPITAL MARKETS, LLC
20. SOCIETE GENERALE, NEW YORK BRANCH
21. TD SECURITIES (USA) LLC
22. UBS SECURITIES LLC

**SECONDARY DEALERS**

1. BNY MELLON CAPITAL MARKETS LLC
2. CIBC WORLD MARKETS CORP
3. LLOYDS SECURITIES, INC
4. LOOP CAPITAL
5. MARKETAXESS CORP
6. MESIROW FINANCIAL INC
7. MITSUBISHI UFJ SECURITIES (USA), INC
8. RAMIREZ AND CO
9. PIPER JAFFRAY CO
10. STIFEL, NICOLAUS & COMPANY, INC
11. SIEBERT WILLIAMS SHANK & CO
12. US BANCORP

**COMMERCIAL PAPER ISSUERS\***

1. 3M CO
2. AIR PRODUCTS & CHEMICALS INC
3. ALPHABET INC
4. AMAZON.COM INC
5. APPLE INC
6. ARCHER-DANIELS-MIDLAND CO
7. BANK OF NEW YORK CO INC
8. BANK OF NOVA SCOTIA NY
9. BANK OF TOKYO-MIT UFJ NY
10. BMW US CAPITAL LLC
11. BNP PARIBAS NEW YORK
12. BRISTOL-MYERS SQUIBB
13. CANADIAN IMPERIAL HOLDING
14. CARGILL INC
15. CBA (DE) FINANCE
16. CHARLES SCHWAB CORP
17. CHEVRON CORP
18. CHEVRON FUNDING CORP
19. CISCO SYSTEMS
20. COCA-COLA CO
21. COLGATE-PALMOLIVE CO
22. CUMMINS INC
23. DEERE & CO
24. ELI LILLY & CO
25. EMERSON ELECTRIC CO
26. ESTEE LAUDER
27. EXXON MOBIL CORP
28. FLORIDA POWER & LIGHT CO

29. GOOGLE INC
30. HARVARD UNIVERSITY
31. HERSHEY CO
32. HOME DEPOT INC
33. HONEYWELL INTERNATIONAL
34. HSBC USA INC
35. ING (US) FUNDING LLC
36. INTEL CORP
37. JOHNSON & JOHNSON
38. JP MORGAN SECURITIES, LLC
39. KOCH INDUSTRIES INC
40. KOMATSU FINANCE AMERICA
41. LANDESBANK BADEN-WURTT
42. L'OREAL USA INC
43. MASS MUTUAL LIFE INSURANCE CO
44. MERCK & CO INC
45. METLIFE FUNDING INC
46. MICROSOFT CORP
47. MIZUHO BANK LTD/NY
48. NATL AUSTRALIA FDG (DE)
49. NATL SECURITIES CLEARING CORP
50. NESTLE CAPITAL CORP
51. NETJETS INC
52. NIKE INC
53. PACCAR FINANCIAL CORP
54. PEPSICO INC
55. PFIZER INC
56. PHILIP MORRIS INTL INC

57. PNC BANK NA
58. PRAXAIR INC
59. PROCTER & GAMBLE CO
60. PRUDENTIAL FUNDING LLC
61. QUALCOM INC
62. RABOBANK USA FIN CORP
63. ROCHE HOLDINGS INC
64. ROYAL BANK OF CANADA NY
65. SIEMENS CAPITAL CO LLC
66. SOCIETE GENERALE N AMERICA INC
67. SOUTHERN CALIFORNIA GAS CO
68. STATE STREET CORP
69. SUMITOMO MITSUI TRUST NEW YORK
70. TARGET CORP
71. TEXAS INSTRUMENT
72. TORONTO DOMINION HOLDINGS U.S.A, INC
73. TOYOTA MOTOR CREDIT CORP
74. UBS AMERICAS INC
75. UBS FINANCE (DE) INC
76. UNILEVER CAPITAL CORP
77. UNION BANK NORTH AMERICA
78. UNITED PARCEL SERV INC
79. UNITEDHEALTH GROUP INC
80. US BANCORP
81. USAA CAPITAL CORP
82. WALT DISNEY CO

\*Based on short-term credit rating information provided by Bloomberg Professional, as of 2/13/2023

**CORPORATE BOND ISSUERS\*\***

- |  |                                  |   |
|--|----------------------------------|---|
| 1. 3M CO                                 | 38. DANAHER CORP                 | 75. NORTHWESTERN MUTUAL LIFE INSURANCE CO   |
| 2. ABBOTT LABORATORIES                   | 39. DEERE & CO                   | 76. NVIDIA CORP                             |
| 3. ADOBE INC                             | 40. ELI LILLY & CO               | 77. ONE GAS INC                             |
| 4. AFLAC INC                             | 41. EMERSON ELECTRIC CO          | 78. PACCAR INC                              |
| 5. AIR PRODUCTS & CHEMICALS INC          | 42. ESTEE LAUDER COMPANIES       | 79. PAYPAL HOLDINGS INC                     |
| 6. ALLSTATE CORP                         | 43. EXXON MOBIL CORP             | 80. PEPSICO INC                             |
| 7. ALPHABET INC                          | 44. FLORIDA POWER & LIGHT        | 81. PFIZER INC                              |
| 8. AMAZON.COM INC                        | 45. FRANKLIN RESOURCES INC       | 82. PHILIP MORRIS INTERNATIONAL             |
| 9. AMERICAN EXPRESS CO                   | 46. GENERAL DYNAMICS CORP        | 83. PNC FINANCIAL SERVICES GROUP            |
| 10. AMERICAN HONDA FINANCE CORP          | 47. GOLDMAN SACHS GROUP INC      | 84. PROCTER & GAMBLE CO                     |
| 11. ANALOG DEVICES INC                   | 48. HERSHEY CO                   | 85. PROGRESSIVE CORP                        |
| 12. APPLE INC                            | 49. HOME DEPOT INC               | 86. PUBLIC SERVICE ELECTRIC & GAS CO        |
| 13. APPLIED MATERIALS INC                | 50. HONEYWELL INTERNATIONAL INC  | 87. PUBLIC STORAGE                          |
| 14. ARCHER-DANIELS-MIDLAND CO            | 51. HORMEL FOODS CORP            | 88. QUALCOMM INC                            |
| 15. ARIZONA PUBLIC SERVICE CO            | 52. ILLINOIS TOOL WORKS          | 89. REGENTS OF THE UNIVERSITY OF CALIFORNIA |
| 16. AUTOMATIC DATA PROCESSING            | 53. INTEL CORP                   | 90. ROCKWELL AUTOMATION INC                 |
| 17. BANK OF AMERICA CORP                 | 54. INTERCONTINENTAL EXCHANGE IN | 91. SALESFORCE INC                          |
| 18. BANK OF AMERICA NATIONAL ASSOCIATION | 55. INTL BUSINESS MACHINES CORP  | 92. SCHLUMBERGER LTD                        |
| 19. BANK OF NEW YORK MELLON CORP         | 56. INTUIT INC                   | 93. SCHWAB (CHARLES) CORP                   |
| 20. BERKSHIRE HATHAWAY INC               | 57. JOHNSON & JOHNSON            | 94. SNAP-ON INC                             |
| 21. BLACKROCK INC                        | 58. JPMORGAN CHASE & CO          | 95. SOUTHERN CALIFORNIA GAS CO              |
| 22. BMW US CAPITAL LLC                   | 59. KEYBANK NATIONAL ASSOCIATION | 96. STATE STREET CORP                       |
| 23. BRISTOL-MYERS SQUIBB CO              | 60. KIMBERLY-CLARK CORP          | 97. TARGET CORP                             |
| 24. BROWN-FORMAN CORP                    | 61. LOCKHEED MARTIN CORP         | 98. TEXAS INSTRUMENTS INC                   |
| 25. CATERPILLAR INC                      | 62. LOEWS CORP                   | 99. TJX COMPANIES INC                       |
| 26. CHEVRON CORP                         | 63. M & T BANK CORP              | 100. TOYOTA MOTOR CREDIT CORP               |
| 27. CISCO SYSTEMS INC                    | 64. MASTERCARD INC               | 101. TRAVELERS COS INC                      |
| 28. CITIBANK NATIONAL ASSOCIATION        | 65. MERCK & CO. INC.             | 102. TRUIST FINANCIAL CORP                  |
| 29. CITIGROUP INC                        | 66. META PLATFORMS INC           | 103. UNILEVER CAPITAL CORP                  |
| 30. CME GROUP INC                        | 67. METLIFE INC                  | 104. UNION PACIFIC CORP                     |
| 31. COCA-COLA CO                         | 68. MICROSOFT CORP               | 105. UNITED PARCEL SERVICE                  |
| 32. COLGATE-PALMOLIVE CO                 | 69. MORGAN STANLEY               | 106. UNITEDHEALTH GROUP INC                 |
| 33. COMCAST CORP                         | 70. MUFJ UNION BANK NA           | 107. US BANCORP                             |
| 34. COMERICA INC                         | 71. NEXTERA ENERGY INC           | 108. VISA INC                               |
| 35. CONOCOPHILLIPS                       | 72. NIKE INC                     | 109. WALT DISNEY CO                         |
| 36. COSTCO WHOLESALE CORP                | 73. NORTHERN STATES POWER/MN     | 110. WW GRAINGER INC                        |
| 37. CUMMINS INC                          | 74. NORTHERN TRUST CORP          |   |

\*\*Based on credit rating information as of 2/8/2023 provided by Bloomberg Professional

**SUPRANATIONAL ISSUERS**

1. INTER-AMERICAN DEVELOPMENT BANK
2. INTERNATIONAL BANK FOR RECONSTRUCTION AND DEVELOPMENT
3. INTERNATIONAL FINANCE CORPORATION

**ASSET BACKED SECURITIES ISSUERS\***

1. AMERICAN EXPRESS CREDIT CARD TRUST
2. BANK OF AMERICA CREDIT CARD TRUST
3. BMW VEHICLE OWNER TRUST
4. CAPITAL ONE MASTER TRUST
5. CHASE ISSUANCE TRUST
6. CITIGROUP MASTER TRUST
7. DISCOVER CARD EXECUTION NOTE TRUST
8. FORD CREDIT AUTO OWNER TRUST
9. HONDA AUTO RECEIVABLES OWNER TRUST
10. MASTER CREDIT CARD TRUST
11. MERCEDES-BENZ AUTO RECEIVABLES TRUST
12. NISSAN AUTO RECEIVABLE OWNER TRUST
13. TOYOTA AUTO RECEIVABLES OWNER TRUST
14. VISA CARD MASTER TRUST
15. GM FINANCIAL CONSUMER AUTOMOBILE RECEIVABLES TRUST

\* Five year legal final maximum maturity